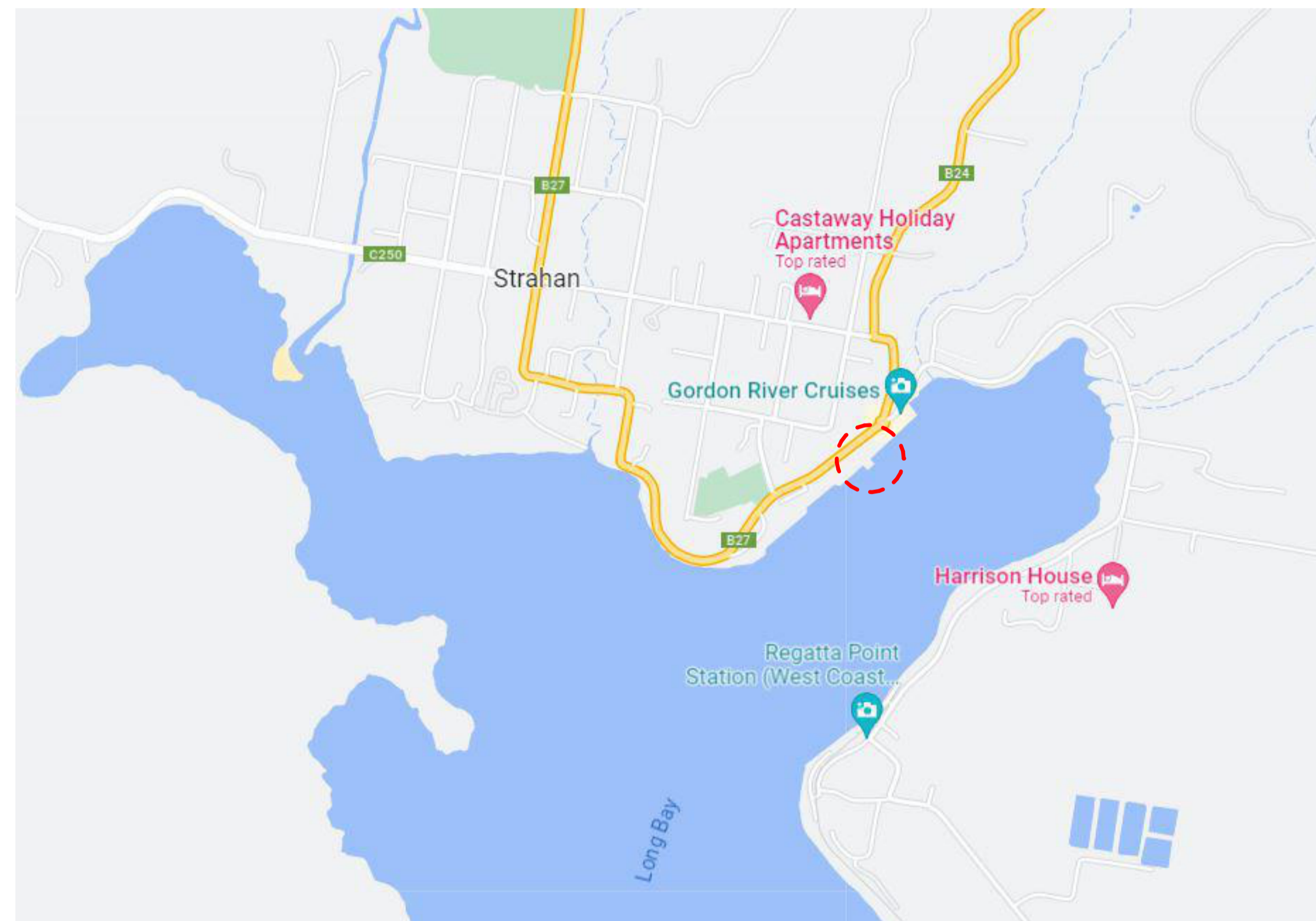


WEST COAST COUNCIL

STRAHAN WATERFRONT DEVELOPMENT

ARCHITECTURE & LANDSCAPE

12616322



DRAWING INDEX	
DRAWING No.	DRAWING TITLE
12616322-GHD-00-00-DRG-AR-00001	COVER SHEET AND DRAWING INDEX
12616322-GHD-00-00-DRG-AR-00002	GENERAL NOTES & LEGENDS
12616322-GHD-00-00-DRG-LA-00003	LANDSCAPE GENERAL NOTES AND LEGEND
12616322-GHD-00-00-DRG-LA-00005	PLANTING PALETTE AND LANDSCAPE MATERIALS SCHEDULE
12616322-GHD-00-00-DRG-AR-00011	WCVIC - EXISTING PLANS AND ELEVATIONS
12616322-GHD-00-00-DRG-AR-00035	WCVIC - DEMOLITION PLANS
12616322-GHD-00-00-DRG-AR-00050	SITE PLAN
12616322-GHD-00-00-DRG-AR-00065	STAGING PLAN
12616322-GHD-00-00-DRG-AR-00100	WCVIC - GENERAL ARRANGEMENT & FINISHES PLANS
12616322-GHD-00-00-DRG-AR-00110	SHELTER - GENERAL ARRANGEMENT PLANS AND ELEVATIONS
12616322-GHD-00-00-DRG-AR-00120	TOILET BLOCK - GENERAL ARRANGEMENT PLANS AND INTERNAL ELEVATIONS
12616322-GHD-00-00-DRG-LA-00200	LANDSCAPE GENERAL ARRANGEMENT PLAN
12616322-GHD-00-00-DRG-LA-00201	LANDSCAPE GENERAL PLANTING PLAN
12616322-GHD-00-00-DRG-LA-00202	LANDSCAPE SECTIONS
12616322-GHD-00-00-DRG-AR-00250	WCVIC - REFLECTED CEILING PLAN
12616322-GHD-00-00-DRG-AR-00400	WCVIC - ELEVATIONS
12616322-GHD-00-00-DRG-AR-00401	WCVIC - SECTIONS
12616322-GHD-00-00-DRG-AR-00420	TOILET BLOCK - ELEVATIONS
12616322-GHD-00-00-DRG-AR-00600	WCVIC - DETAILS SHEET 1 OF 1
12616322-GHD-00-00-DRG-AR-00610	SHELTER - DETAILS SHEET 1 OF 1
12616322-GHD-00-00-DRG-AR-00620	TOILET BLOCK - DETAILS SHEET 1 OF 1
12616322-GHD-00-00-DRG-AR-00630	PARTITION DETAILS
12616322-GHD-00-00-DRG-AR-00640	WCVIC - STAIR DETAILS
12616322-GHD-00-00-DRG-AR-00700	WCVIC - INTERNAL ELEVATIONS
12616322-GHD-00-00-DRG-AR-00750	JOINERY - SHEET 1 OF 2
12616322-GHD-00-00-DRG-AR-00761	JOINERY - SHEET 2 OF 2
12616322-GHD-00-00-DRG-AR-00752	JOINERY - TYPICAL DETAILS
12616322-GHD-00-00-DRG-LA-00800	LANDSCAPE DETAILS SHEET 1 OF 2
12616322-GHD-00-00-DRG-LA-00801	LANDSCAPE DETAILS SHEET 2 OF 2
12616322-GHD-00-00-DRG-AR-00820	DOOR SCHEDULE
12616322-GHD-00-00-DRG-AR-00830	MATERIALS, FINISHES AND FF&E SCHEDULES

P04	TENDER ISSUE	CO	SD	01.03.24
P03	CD 80% ISSUE	CO	SD	07.02.24
P02	CD COORDINATION ISSUE	CO	SD	12.12.23
P01	DD 90% ISSUE	CO	SD	27.10.23
Rev	Description	Checked	Approved	Date
Drafting Check C. O'BRIEN		Reg Architect SIMON DUNNE		
Design Check B. WILKIE		State and Reg No. TAS 701		



2 Salamanca square Hobart TAS 7000 Australia
 GPO Box 667 Hobart TAS 7001
 T 61 3 6210 0600 F 61 3 6210 0601
 E hns@mail@ghd.com W www.ghd.com



Project No.
12616322

Client	WEST COAST COUNCIL
Project	STRAHAN WATERFRONT DEVELOPMENT
Status	FOR TENDER

Drawing Title	COVER SHEET AND DRAWING INDEX
Drawing No.	12616322-GHD-00-00-DRG-AR-00001

Size
A1
Rev
P04

ABBREVIATIONS	
AB	ABOVE BENCH
AC	HEATING AND COOLING
AFFL	ABOVE FINISHED FLOOR LEVEL
ADJ	ADJUSTABLE
AHD	AUSTRALIAN HEIGHT DATUM
ALT	ALTERATIONS TO EXISTING
AP	ACCESS PANEL
AS	ADJUSTABLE SHELF
BAL	BUSHFIRE ATTACK LEVEL
BDY	BOUNDARY
BHD	BULKHEAD
BOW	BOTTOM OF WALL
CAB	CABINET
C/C	CENTRE TO CENTRE
CCTV	CLOSED CIRCUIT TELEVISION
CH	CEILING HEIGHT
CHS	CIRCULAR HOLLOW SECTION
CFC	COMPRESSED FIBRE CEMENT SHEET
CJ	CONTROL JOINTS
CL	CENTRELINE
COL	COLUMN
CONC	CONCRETE
COMMS	COMMUNICATIONS SYSTEMS
COS	CHECK ON SITE
CPD	CUPBOARD
CTR	CENTRE
DB	DISTRIBUTION BOARD
DATA	DATA POINT
DEMO	DEMOLITION
DIA	DIAMETER
DIM	DIMENSION
DP	DOWNPIPE
DPC	DAMP PROOF COURSE
DPM	DAMP PROOF MEMBRANE
DWG	DRAWING
EA	EQUAL ANGLE
EJ	EXPANSION JOINT
EQ	EQUAL
EX	EXISTING
FCL	FINISHED CEILING LEVEL
FIP	FIRE INDICATOR PANEL
FFL	FINISHED FLOOR LEVEL
FGL	FINISHED GROUND LEVEL
FH	FIRE HYDRANT
FHR	FIRE HOSE REEL
FP	FIXED PANEL
FRL	FIRE RESISTANCE LEVEL
FS	FIXED SHELF
FW	FLOOR WASTE
GLY	GALVANISED
GM	GAS METER
GPO	GENERAL PURPOSE OUTLET
GRL	MECHANICAL GRILLE
GRO	GROUT
HL	HIGH LEVEL
HT	HEIGHT
HWD	HARDWOOD
HWS	HOT WATER SYSTEM
IGU	INSULATED GLASS UNIT
LVL	LAMINATED VENEER LUMBER
M	METRE
MAX	MAXIMUM
MHO	MAGNETIC HOLD OPEN
MIN	MINIMUM
MM	MILLIMETRE
MS	MILD STEEL
MSB	MAIN SWITCHBOARD
N	NORTH
NCC	NATIONAL CONSTRUCTION CODE
NGL	NATURAL GROUND LEVEL
NOM	NOMINAL
NTS	NOT TO SCALE
OA	OVERALL
O/F	OVERFLOW
PFC	PARALLEL FLANGE CHANNEL
PJ	PANEL JOINT
PLY	PLYWOOD
RHS	RECTANGULAR HOLLOW SECTION
RL	REDUCED LEVEL
SSL	STRUCTURAL SLAB LEVEL
SIM	SIMILAR
SHS	SQUARE HOLLOW SECTION
SJ	SILICONE JOINT
SPEC	SPECIFICATION
STR	STORE
TBC	TO BE CONFIRMED
THK	THICKNESS
TOW	TOP OF WALL
TYP	TYPICAL
UB	UNDER BENCH
UB	UNIVERSAL BEAM
UC	UNIVERSAL COLUMN
UNO	UNLESS NOTED OTHERWISE
US	UNDERSIDE
VCL	VAPOUR CONTROL LAYER
WPM	WATERPROOF MEMBRANE

GENERAL NOTES
 ALL DIMENSIONS TO BE CHECKED ONSITE.
 ALL WORKS TO COMPLY WITH ALL RELEVANT NCC, BCA AUSTRALIAN STANDARDS AND BUILDING OWNER'S REQUIREMENTS.
 ALL WORKS NOT TO COMMENCE ONSITE UNLESS BUILDING OWNER REPRESENTATIVE AND CLIENT HAVE APPROVED TO DO SO.

PATHS OF EGRESS, DOOR LOCATIONS AND CLEARANCES, DOOR SWINGS AND DOOR HARDWARE TO COMPLY WITH NCC (BCA) & AUSTRALIAN STANDARDS.

GENERALLY ONLY NEW OR RELOCATED ITEMS ARE SHOWN CODED.

RETAIN EXISTING UNLESS SHOWN OTHERWISE. REFER TO SELECTIONS SCHEDULE FOR FURTHER DETAIL/DESCRIPTION ON ITEMS CODED.

FIRE HAZARD PROPERTIES OF LININGS, MATERIALS AND ASSEMBLIES SHALL COMPLY WITH SPEC C.1.10 OF THE BCA.

THESE DRAWINGS ARE TO BE READ IN CONJUNCTION WITH OTHER CONTRACT DOCUMENTATION. ANY DISCREPANCIES BETWEEN DOCUMENTATION OR SITE CONDITIONS ARE TO BE REPORTED TO THE ARCHITECT FOR CLARIFICATION PRIOR TO CARRYING OUT THE WORK.

THE DESIGN SAFETY REPORT CAN BE FOUND WITHIN THE APPENDIX TO THE SPECIFICATION.

THE CONTRACTOR SHALL COMPLY WITH THE STATE WORK HEALTH AND SAFETY ACT, REGULATIONS AND ALL RELEVANT CODES OF PRACTICE.

AT ALL NOMINATED HOLD POINTS, THE CONTRACTOR IS RESPONSIBLE FOR REQUESTING THE RELEVANT PARTIES TO ATTEND THE SITE AND INSPECT THE WORK. THE WORK SHALL BE COMPLETE AT THE TIME OF THE INSPECTION. A MINIMUM OF 24 HOURS NOTICE IS REQUIRED FOR GHD TO ATTEND THE SITE.

THE CONTRACTOR IS RESPONSIBLE FOR ENSURING THAT THE BUILDING SURVEYOR IS NOTIFIED OF ALL REQUIRED SITE INSPECTIONS.

ALL PRODUCTS AND SYSTEMS ARE TO BE INSTALLED IN STRICT ACCORDANCE WITH THE MANUFACTURER'S OR SUPPLIERS' SPECIFICATION.

IF ALTERNATIVES TO THE DOCUMENTED PRODUCTS, METHODS OR SYSTEMS ARE PROPOSED, IT IS THE CONTRACTOR'S RESPONSIBILITY TO OBTAIN DESIGN CERTIFICATION AND APPROVAL INCLUDING ENGINEERING AND STATUTORY APPROVALS.

IT IS THE CONTRACTOR'S RESPONSIBILITY TO MANAGE THE SUPPLY AND DELIVERY LEAD TIMES (SUPPLIER, MANUFACTURE, PURCHASING AND SHIPPING) FOR THE PROCUREMENT OF ALL SPECIFIED MATERIALS, FINISHES AND SYSTEMS WITHIN THE CONSTRUCTION PROGRAM.

DEMOLITION NOTES
 DEMOLISH AND REMOVE EXISTING STRUCTURE, FIXTURES VEGETATION ETC AS REQUIRED FOR NEW WORK.

EXCEPT FOR ITEMS TO BE SALVAGED FOR REUSE IN THE WORKS TAKE POSSESSION OF DEMOLISHED MATERIALS AND REMOVE THEM FROM THE SITE. DO NOT BURN OR BURY DEMOLISHED MATERIALS ON THE SITE.

PREVENT THE ENCROACHMENT OF DEMOLISHED MATERIALS INTO THE ADJOINING PROPERTY INCLUDING PUBLIC PLACES.

EXISTING SERVICES; BEFORE COMMENCING DEMOLITION:
 1. LOCATE AND MARK EXISTING UNDERGROUND SERVICES IN THE AREAS WHICH WILL BE AFFECTED BY THE DEMOLITION OPERATIONS.
 2. ISOLATE AND MAKE SAFE POER SUPPLY TO EXISTING BUILDING CONTACT DIAL BEFORE YOU DIG TO IDENTIFY LOCATION OF UNDERGROUND UTILITY SERVICES PIPES AND CABLES.

ATTEND TO EXISTING SERVICES AS FOLLOWS: IF THE SERVICE IS TO BE CONTINUED, REPAIR, DIVERT OR RELOCATE. IF THE SERVICE IS TO BE ABANDONED REMOVE REDUNDANT PARTS AND MAKE SAFE.

MAKE GOOD ANY DAMAGE ARISING OUT OF DEMOLITION WORK.

USE WET REMOVAL METHODS RECOMMENDED IN THE CODE OF PRACTICE FOR THE REMOVAL OF ASBESTOS (NOHSC: 2002).

APPROPRIATE DEMOLITION METHODS TO BE USED TO SALVAGE ANY MATERIALS POSSIBLE FOR RE-CYCLING OFF SITE.

ALL CONCRETE AND MASONRY TO BE RE-CYCLED FOR RE-USE (CRUSHER).

PARTITIONS
 PARTITION CONTRACTOR TO PROVIDE & CO-ORDINATE ADDITIONAL NOGGINGS/ STRUCTURAL SHEET /STEEL SUPPORTS WITHIN PARTITIONS & WALLS TO ENSURE ADEQUATE SUPPORT & FIXINGS FOR ALL WALL MOUNTED EQUIPMENT EG. LCD SCREENS & JOINERY.

STUD CENTERS AND STUD GAUGE ARE TO SUIT WALL HEIGHT REQUIREMENTS AND MANUFACTURER'S SPECIFICATION.

WHERE FULL HEIGHT INTERNAL WINDOWS/DOORS ARE INDICATED, PROVIDE CONCEALED WALL ABOVE FOR HEAD RESTRAINT.

PARTITIONS ARE TO BE DESIGNED TO RESIST SEISMIC ACTIONS AS DETAILED IN AS 1170.4 SECTION 8.0

ENSURE WHERE TWO DIFFERENT PARTITION TYPES MEET ONE ANOTHER, THEIR FINISH LINING IS SET FLUSH

THE CONTRACTOR IS RESPONSIBLE FOR COORDINATION OF PARTITION SET OUT, ELECTRICAL, MECHANICAL AND HVAC, FIRE PROTECTION INSTALLATIONS WITH OTHER TRADES.

CEILINGS
 PROVIDE ACCESS PANELS IN CEILING IN ACCORDANCE WITH BUILDING SERVICES DOCUMENTATION.

CEILING PLANS TO BE READ IN CONJUNCTION WITH BUILDING SERVICES DOCUMENTATION.

CEILING EQUIPMENT AND FITTINGS TO ALIGN WHERE POSSIBLE (CENTRE LINES) UNLESS NOTED OTHERWISE AND BE SPACED EVENLY BETWEEN ADJACENT WALLS FITTING IN CEILING TILES ARE TO BE ALIGNED (CENTRE LINES) ON THE TILE.

SUSPENDED CEILINGS ARE TO BE DESIGNED TO RESIST SEISMIC ACTIONS AS DETAILED IN AS 1170.4 SECTION 8.0

SERVICES
 FINAL LOCATION OF ALL SERVICES OUTLETS, SWITCHPLATES, LIGHTING, FIXTURES AND ACCESSORIES ETC TO BE APPROVED ON SITE WITHIN 1m OF DESIGNATION WITHOUT VARIATION BY ARCHITECT PRIOR TO INSTALLATION.

FINAL COLOUR OF ALL SERVICES OUTLETS, SWITCHPLATES, LIGHTING, FIXTURES AND ACCESSORIES ETC TO BE CONFIRMED WITH ARCHITECT PRIOR TO ORDERING.

ALL SERVICES PENETRATIONS THROUGH FIRE RATED ASSEMBLIES ARE TO MAINTAIN THE SYSTEM FRL.

JOINERY
 18mm 'E'1 CARCASS THROUGHOUT UNLESS OTHERWISE NOTED.

ALL NON-EXPOSED CARCASS TO BE WHITE LAMINATE UNLESS NOTED OTHERWISE.

APPLY MATCHING ABS EDGING TO LAMINATED SURFACES UNLESS NOTED OTHERWISE.

REFER TO MATERIALS, ITEM AND FINISHES SCHEDULE FOR A DESCRIPTION OF THE MATERIAL CODES AS SHOWN ON THIS DRAWING.

REFER TO MATERIALS, ITEM AND FINISHES SCHEDULE FOR A DESCRIPTION OF THE FF&E CODES AS SHOWN ON THIS DRAWING.

DIMENSIONS MUST BE VERIFIED ON SITE BY CONTRACTOR PRIOR TO COMMENCEMENT OF CONSTRUCTION.

ALL JOINERY HARDWARE TO BE BLUM, HETTICH OR HAFELE AND INCLUDE SOFT CLOSE FUNCTION.

COORDINATE ALL LIGHTING AND POWER WITH JOINERY.

THE CONTRACTOR WILL PROVIDE SUITABLE DETAILED SHOP DRAWINGS TO SCALE NO SMALLER THAN 1:20 @ A3 TO ARCHITECT FOR APPROVAL OF FINAL DETAILS PRIOR TO WORK COMMENCING.

FLOOR FINISHES
 ENSURE ALL FLOOR FINISHES ARE ALIGNED / LEVEL. PROVIDE TRANSITION STRIPS WHERE REQUIRED COMPLIANT WITH AS1428.1.

CONSTRUCTION TOLERANCES FOR ABUTMENT OF FINISHING SURFACES TO COMPLY WITH AS 1428.1.

PAINTING
 THE PAINT SYSTEM IS REFERRED TO BY ITS FINAL COAT. PROVIDE PRIMERS AND UNDERCOATS RECOMMENDED BY THE MANUFACTURER OF THE SELECTED FINAL COAT AS SUITABLE FOR THE SUBSTRATE AND THE FINAL COAT.

UNLESS SPECIFIED AS ONE OR TWO COAT SYSTEM, EACH PAINT SYSTEM CONSISTS OF AT LEAST 3 COATS.

ALLOW FOR ONE 1.0 m2 SAMPLE TO BE PROVIDED IN SITU OF EACH PAINT FINISH SELECTION FOR APPROVAL PRIOR TO COMMENCING WORK

RECORD DRAWINGS
 AT PROJECT COMPLETION THE PREPARATION OF A SET OF MEASURED CAD DRAWINGS IN DWG FORMAT IS REQUIRED AND SHOULD BE INCLUDED IN THE PROJECT COST.

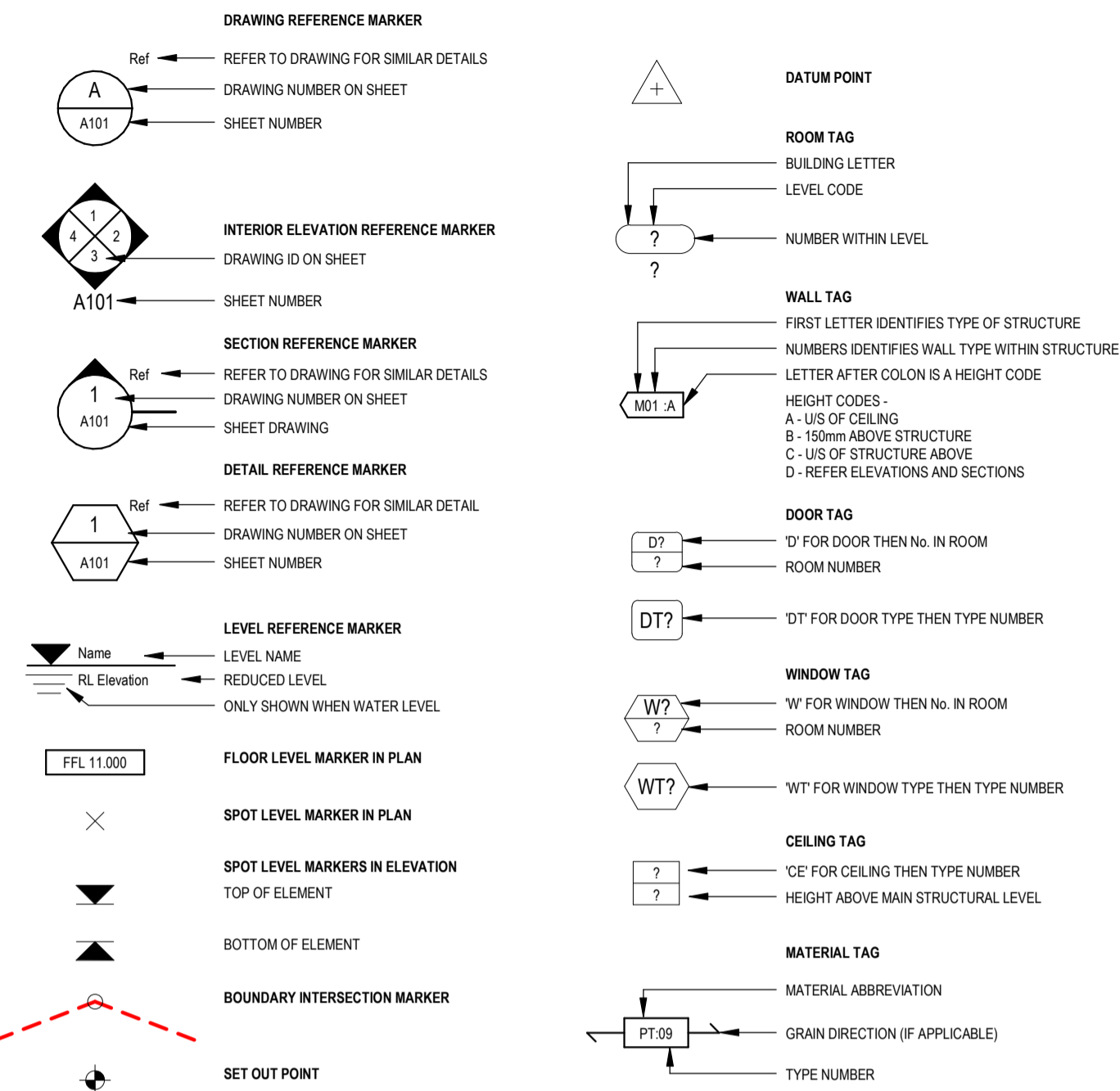
WET AREAS
 ALL WET AREAS TO HAVE SCREED WITH FALLS TO FLOOR WASTES, WATERPROOF MEMBRANE FULLY SEALED AT ALL JUNCTIONS AND TURN UP 150MM AT WALLS. ALLOW A MINIMUM OF 50MM SLAB SETDOWN FOR SCREEDS.

IT IS THE CONTRACTOR'S RESPONSIBILITY TO ENSURE THAT MOISTURE RESISTANT PLASTERBOARD/FYR/CHECK (OR SIMILAR) IS APPLIED TO ALL SIDES OF STUDWORK SPECIFIED TO WET AREA STUDS

FIRE EXTINGUISHERS AND BLANKETS
 PROVIDE PORTABLE FIRE EXTINGUISHERS AND BLANKETS COMPLETE WITH STATUTORY SIGNAGE AND CERTIFICATION TO TASFIRE REQUIREMENTS

FINAL LOCATION TO BE APPROVED ON SITE WITH ARCHITECT PRIOR TO INSTALLATION.

STANDARD MARKERS, SYMBOLS & TAGS



Rev	Description	Checked	Approved	Date
P04	TENDER ISSUE	CO	SD	01.03.24
P03	CD 80% ISSUE	CO	SD	07.02.24
P02	CD COORDINATION ISSUE	CO	SD	12.12.23
P01	DD 90% ISSUE	CO	SD	27.10.23

Drafting Check	C. O'BRIEN	Reg Architect	C. O'BRIEN
Design Check	C. O'BRIEN	State and Reg No.	TAS 701



2 Salamanca square Hobart TAS 7000 Australia
 GPO Box 667 Hobart TAS 7001
 T 61 3 6210 0600 F 61 3 6210 0601
 E hnamail@ghd.com W www.ghd.com

Conditions of Use: This document may only be used by GHD Design's client (and any other person who GHD Design has agreed can use this document) for the purpose for which it was prepared and must not be used by any other person or for any other purpose.



Project No. 12616322

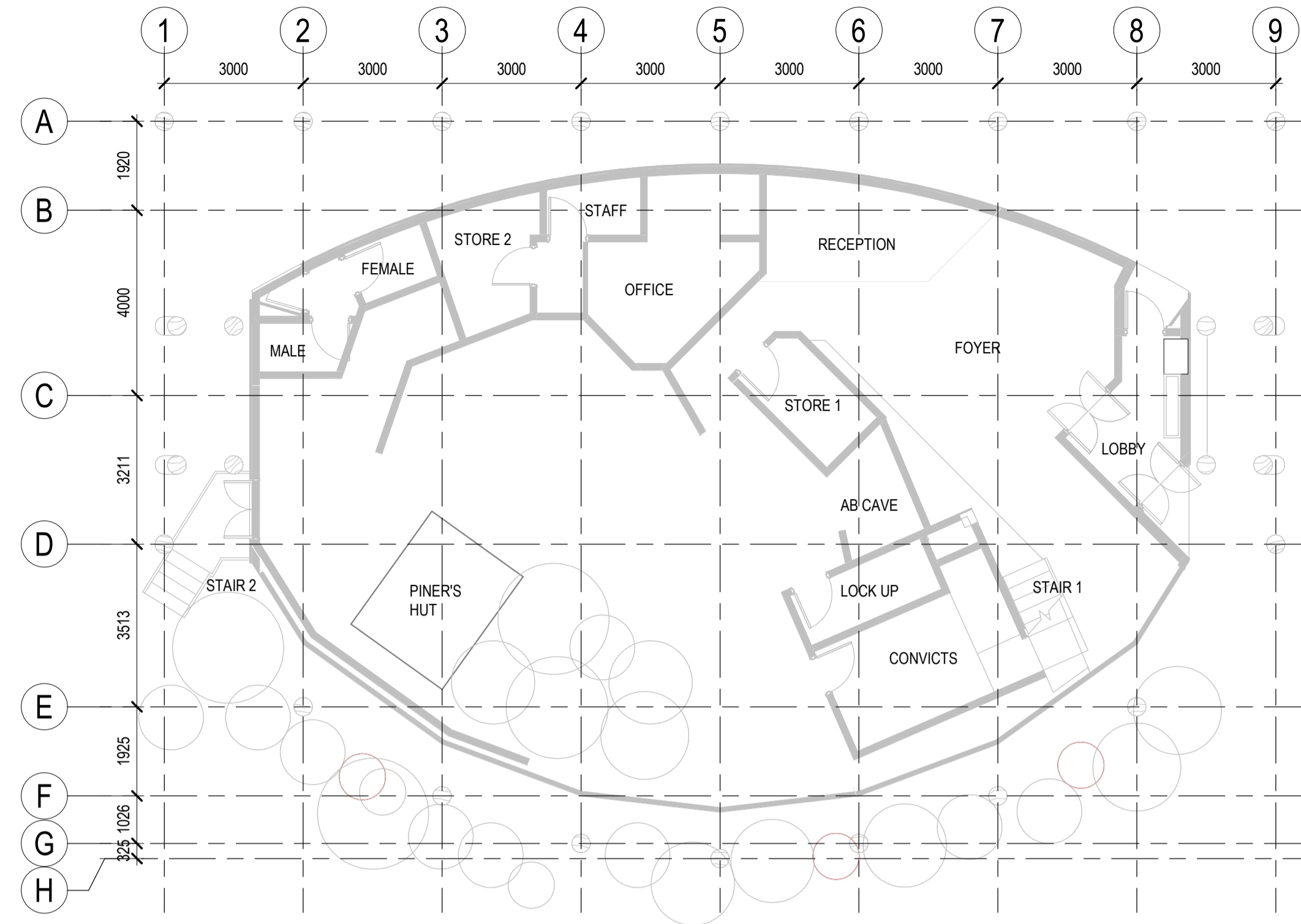
Client **WEST COAST COUNCIL**
 Project **STRAHAN WATERFRONT DEVELOPMENT**
 Status **FOR TENDER**

Drawing Title **GENERAL NOTES & LEGENDS**

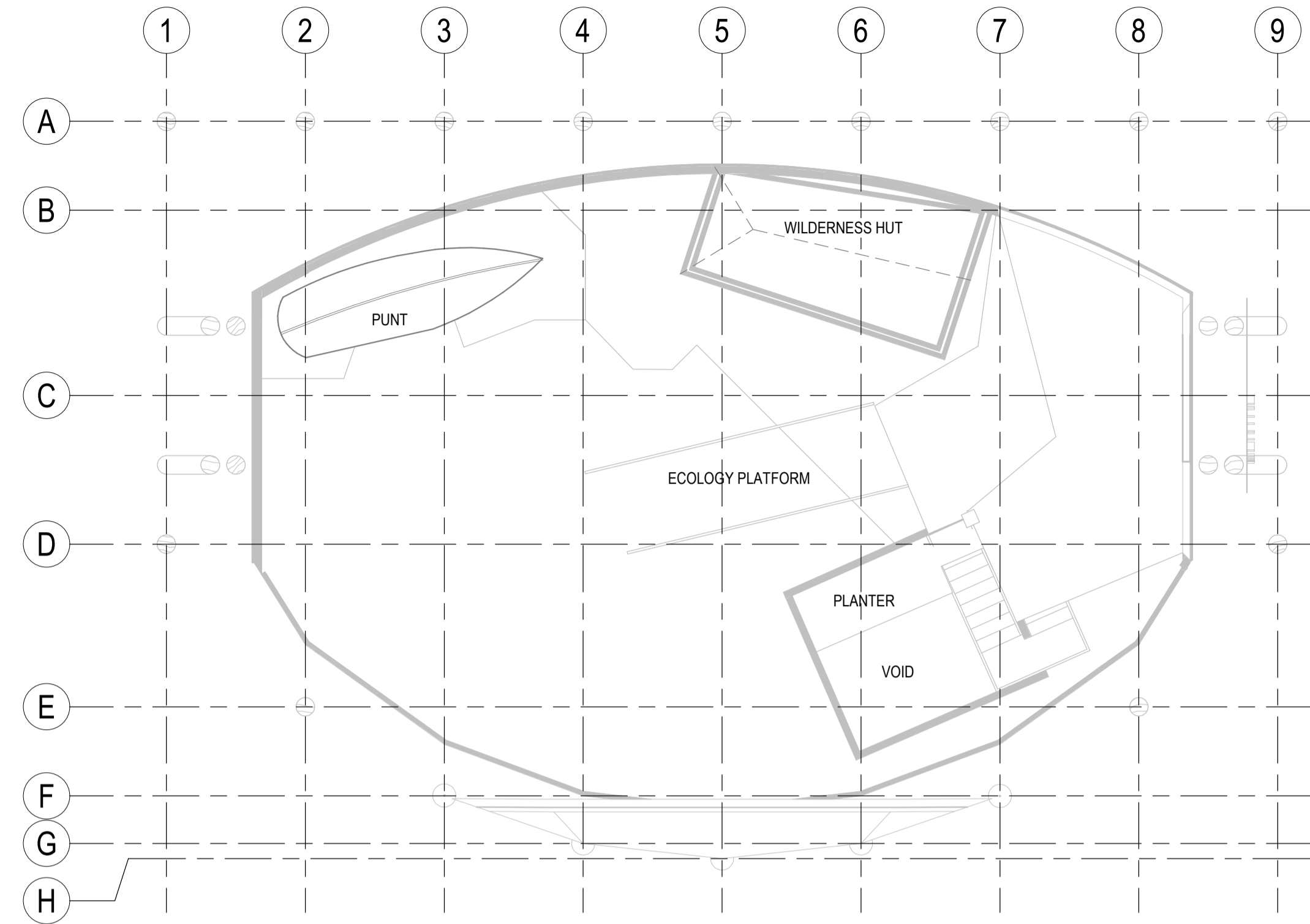
Drawing No. 12616322-GHD-00-00-DRG-AR-00002

Size **A1**

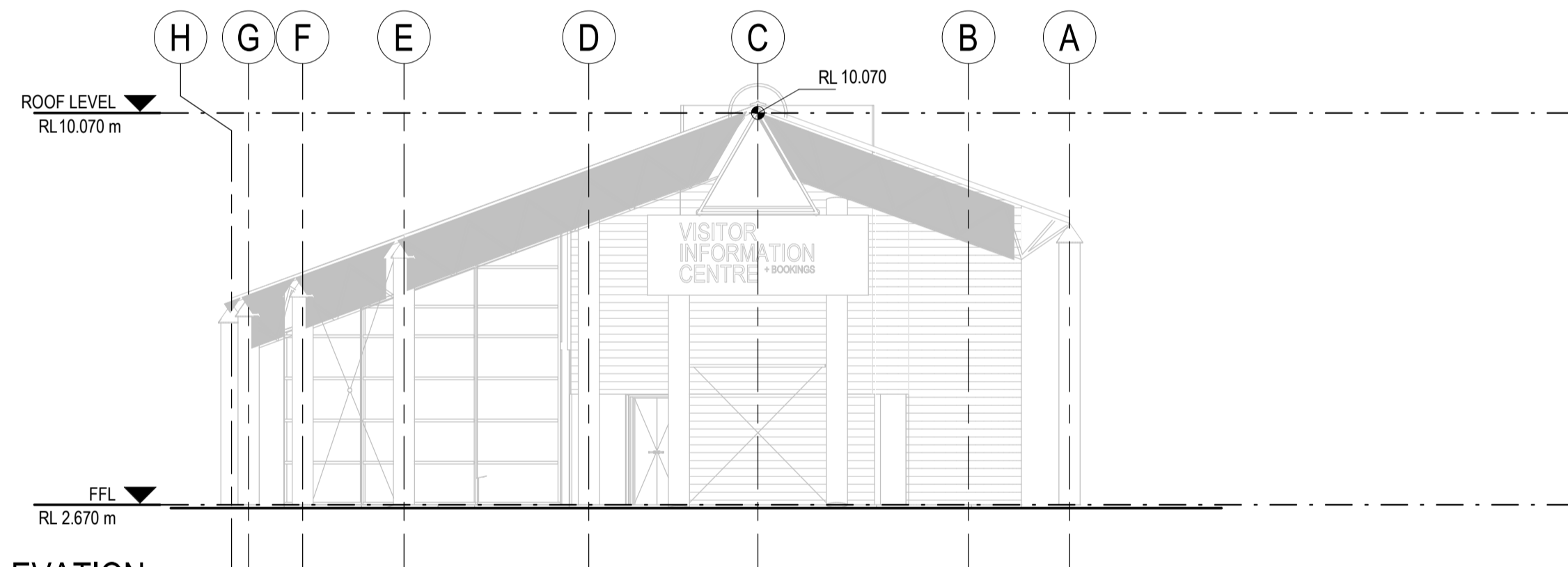
Rev **P04**



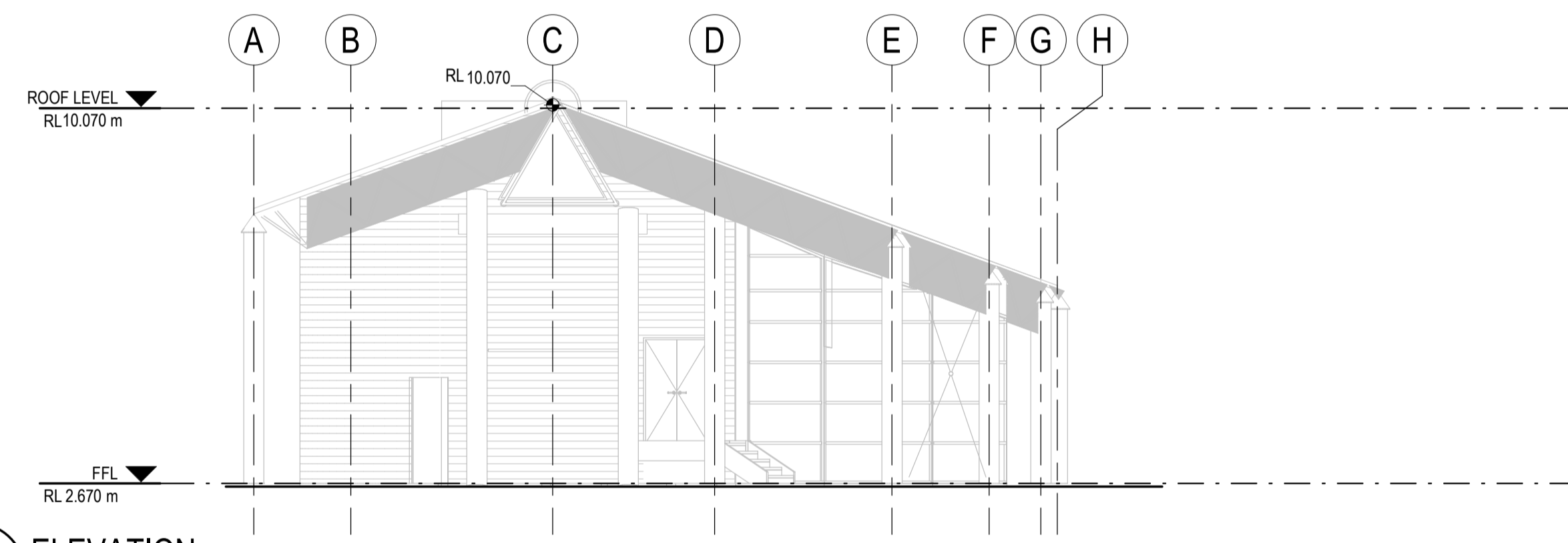
EXISTING GA PLAN - GROUND FLOOR
SCALE 1:100



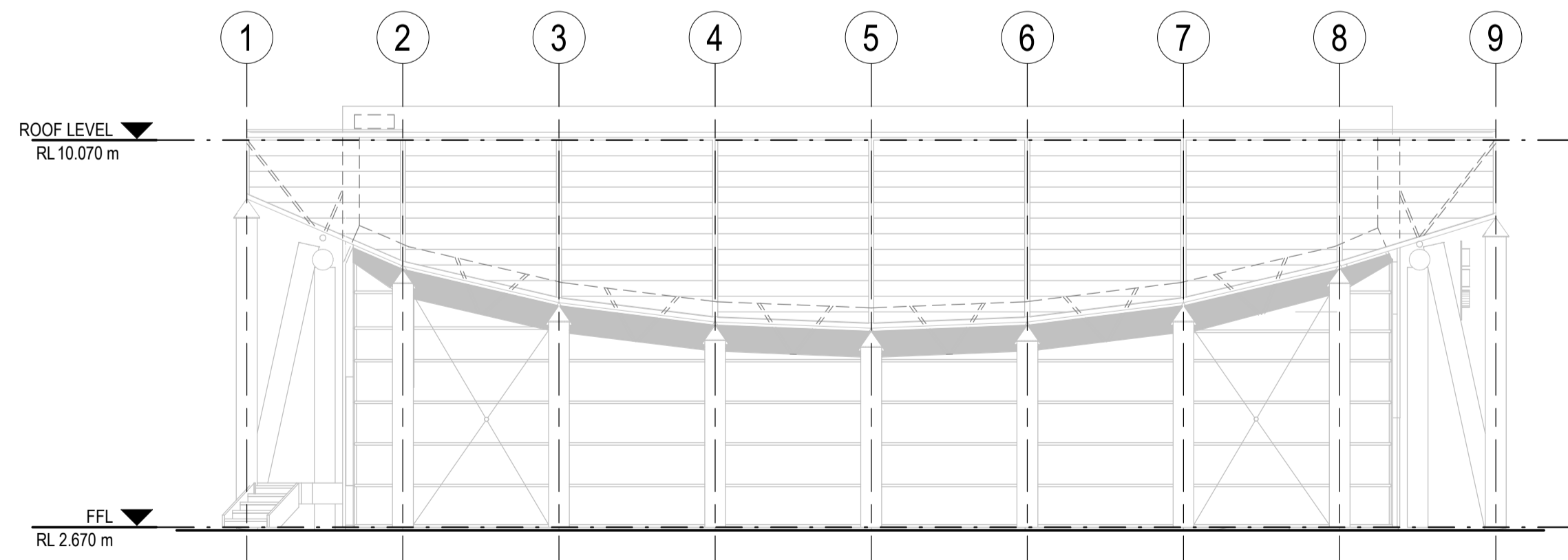
EXISTING GA PLAN - MEZZANINE
SCALE 1:100



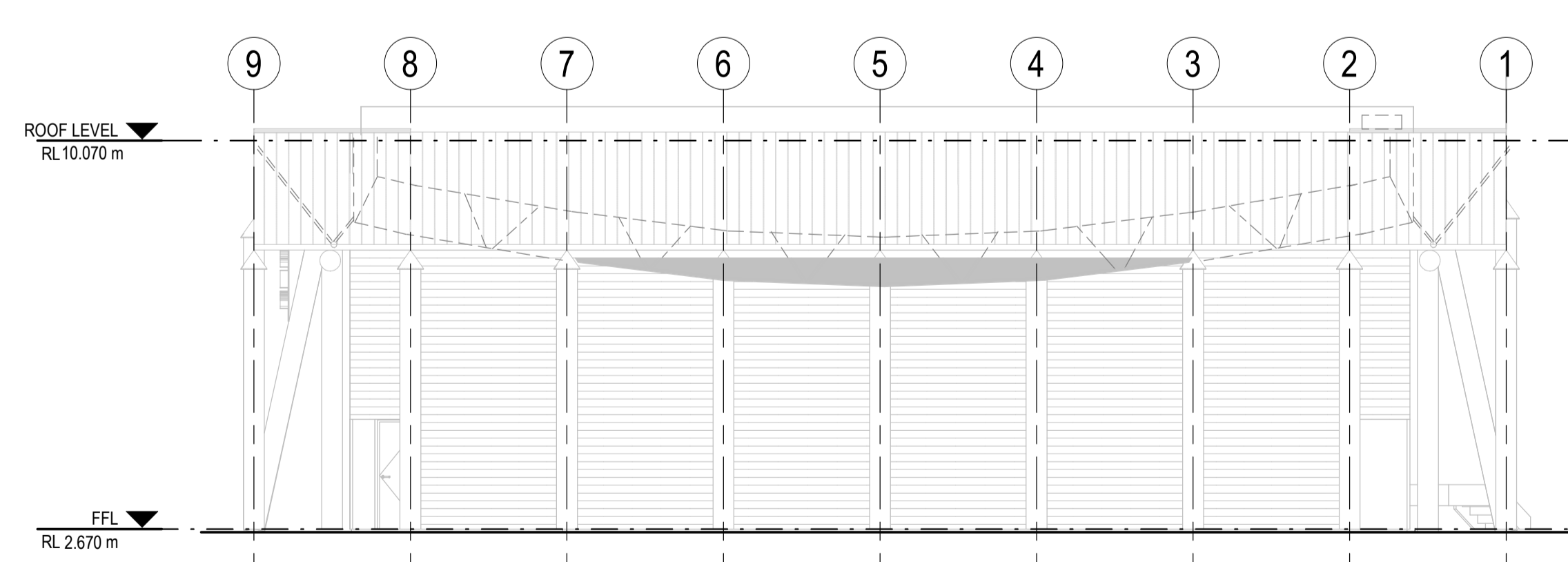
A ELEVATION
00100 SCALE 1:100



B ELEVATION
00100 SCALE 1:100

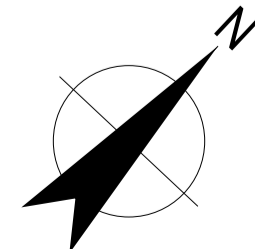



C ELEVATION
00100 SCALE 1:100



D ELEVATION
00100 SCALE 1:100

PO4	TENDER ISSUE	CO	SD	01.03.24
PO3	CD 80% ISSUE	CO	SD	07.02.24
PO2	CD COORDINATION ISSUE	CO	SD	12.12.23
PO1	DD 90% ISSUE	CO	SD	27.10.23
Rev	Description	Checked	Approved	Date
Drafting Check C. O'BRIEN		Reg Architect SIMON DUNNE		
Design Check B. WILKIE		State and Reg No. TAS 701		



2 Salamanca square Hobart TAS 7000 Australia
GPO Box 667 Hobart TAS 7001
T 61 3 6210 0600 F 61 3 6210 0601
E hns@mail@ghd.com W www.ghd.com
Conditions of Use: This document may only be used by GHD Design's client (and any other person who GHD Design has agreed can use this document) for the purpose for which it was prepared and must not be used by any other person or for any other purpose.



Project No.
12616322

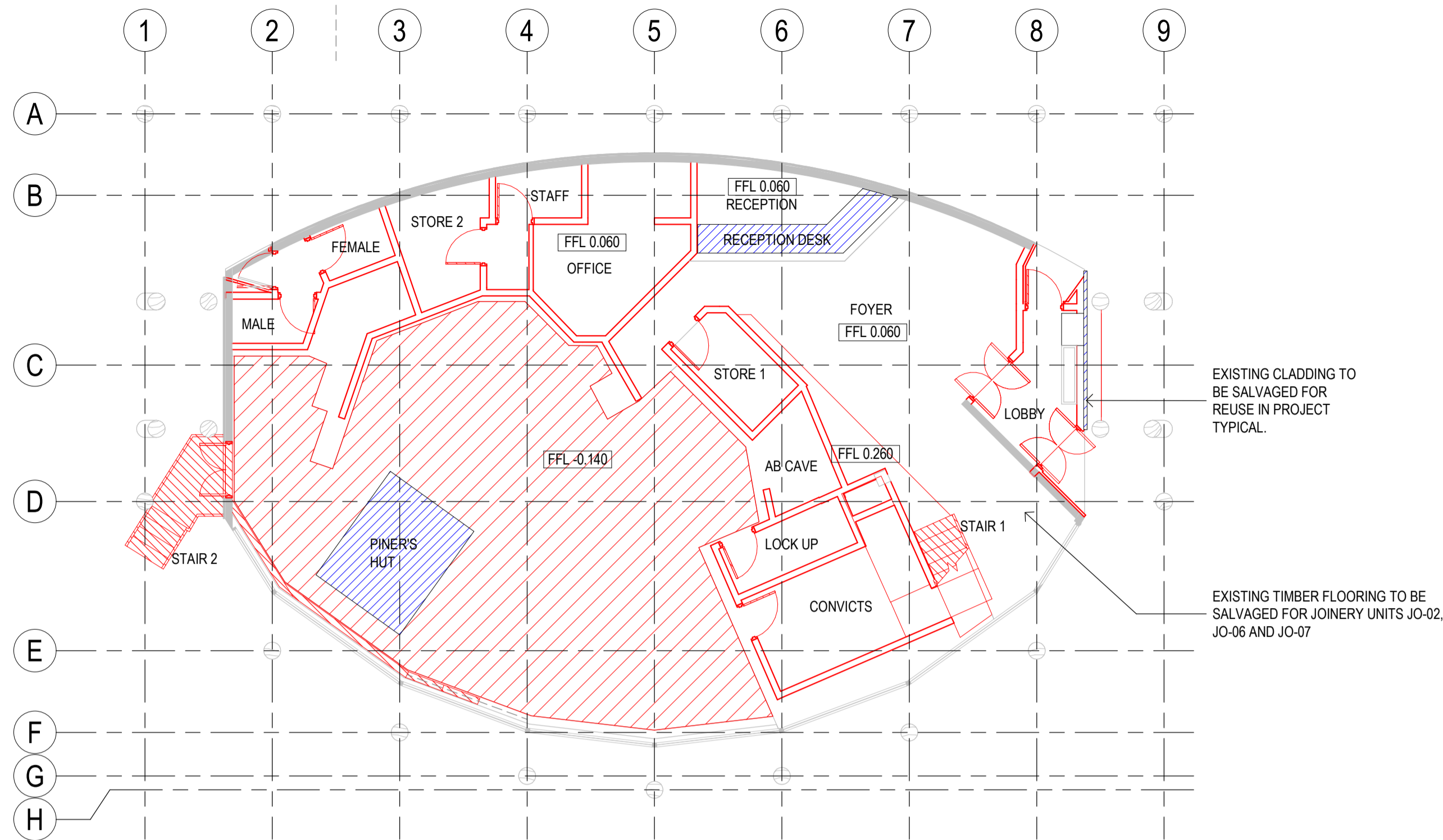
Client **WEST COAST COUNCIL**
Project **STRAHAN WATERFRONT DEVELOPMENT**
Status **FOR TENDER**

Drawing Title **WCVIC - EXISTING PLANS AND ELEVATIONS**

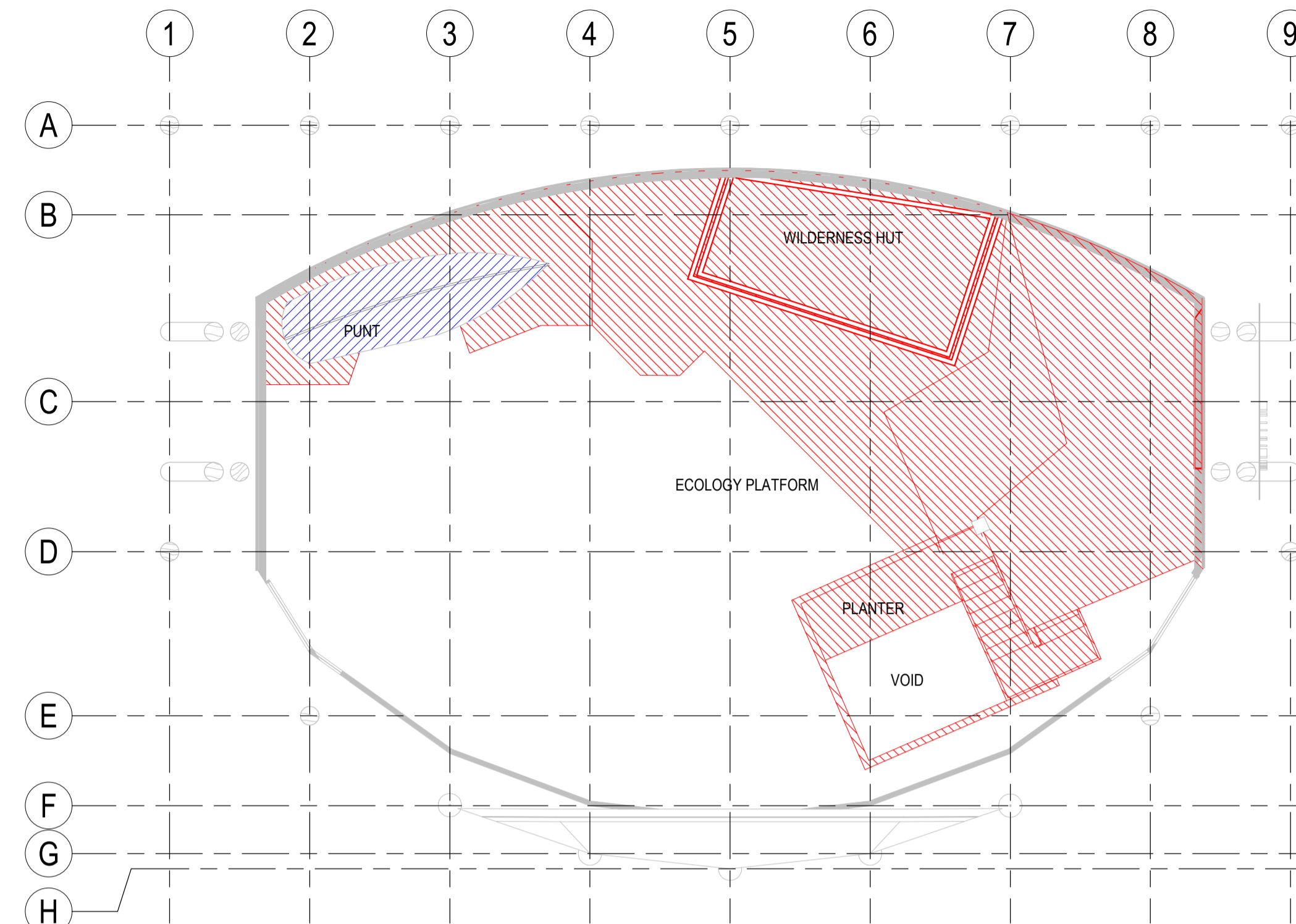
Drawing No. **12616322-GHD-00-00-DRG-AR-00011**

Size **A1**

Rev **P04**



DEMOLITION PLAN - GROUND FLOOR
SCALE 1:100




DEMOLITION PLAN - MEZZANINE
SCALE 1:100

DEMOLITION LEGEND	
	EXISTING WALLS
	PARTITION TO BE DEMOLISHED
	FLOORING TO BE DEMOLISHED
	SOIL, VEGETATION, TREES & SHRUBS TO BE DEMOLISHED & REMOVED
	EXISTING ITEMS TO BE RETAINED / SALVAGED FOR REUSE IN PROJECT

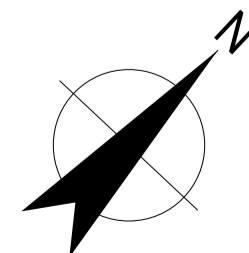
GENERAL NOTES

- THIS DRAWING HAS BEEN DEVELOPED FROM EXISTING CONDITION DRAWINGS SUPPLIED BY THE CLIENT. THIS DRAWING HAS NOT BEEN AUDITED IN DETAIL. THE CLIENT BUILDING AND MAINTENANCE DEPARTMENT MAY HOLD OTHER EXISTING CONDITIONS DRAWINGS AND DOCUMENTS IN THEIR ARCHIVES.
- TENDERERS ARE REQUIRED TO VISIT THE SITE PRIOR TO THE LODGEMENT OF TENDERS, TO VERIFY THE EXISTING CONDITIONS, AND THE DETAIL SCOPE OF THE DEMOLITION WORKS, AS THE DRAWINGS PRIMARILY SHOW MAIN ELEMENTS, AND FITTINGS AND FIXTURES.
- PROTECT ALL EXISTING SURFACES AND ELEMENTS TO BE RETAINED AND SALVAGED, INCLUDING WALLS, DOORS, DOOR FRAMES, FLOORING, FITTINGS AND FIXTURES.
- CAREFULLY REMOVE EXISTING MATERIALS AND SYSTEMS COMPONENTS AT JUNCTION / CONNECTION WITH THE NEW WORKS, MATERIALS AND FINISHES.
- EXISTING BUILDING ENVELOPE AND STRUCTURE TO REMAIN UNLESS NOTED OTHERWISE.
- EXISTING REFLECTIONS EXHIBITION TO BE DISMANTLED AND REMOVED. SELECTED ITEMS SALVAGED FOR RE USE BY OWNER. TO BE CONFIRMED ON SITE.
- DEMOLISH AND REMOVE ALL REDUNDANT EXTERNAL FITTINGS, FIXTURES, SIGNAGE ETC.

P04	TENDER ISSUE	CO	SD	01.03.24
P03	CD 80% ISSUE	CO	SD	07.02.24
P02	CD COORDINATION ISSUE	CO	SD	12.12.23
P01	DD 90% ISSUE	CO	SD	27.10.23
Rev	Description	Checked	Approved	Date
Drafting Check C. O'BRIEN		Reg Architect SIMON DUNNE		
Design Check B. WILKIE		State and Reg No. TAS 701		



THIS DRAWING INCLUDES COLOURED INFORMATION COPIES OF THIS DRAWING MUST BE PRODUCED IN COLOUR



2 Salamanca square Hobart TAS 7000 Australia
GPO Box 667 Hobart TAS 7001
T 61 3 6210 0600 F 61 3 6210 0601
E hns@mail@ghd.com W www.ghd.com
Conditions of Use: This document may only be used by GHD Design's client (and any other person who GHD Design has agreed can use this document) for the purpose for which it was prepared and must not be used by any other person or for any other purpose.



Project No. 12616322

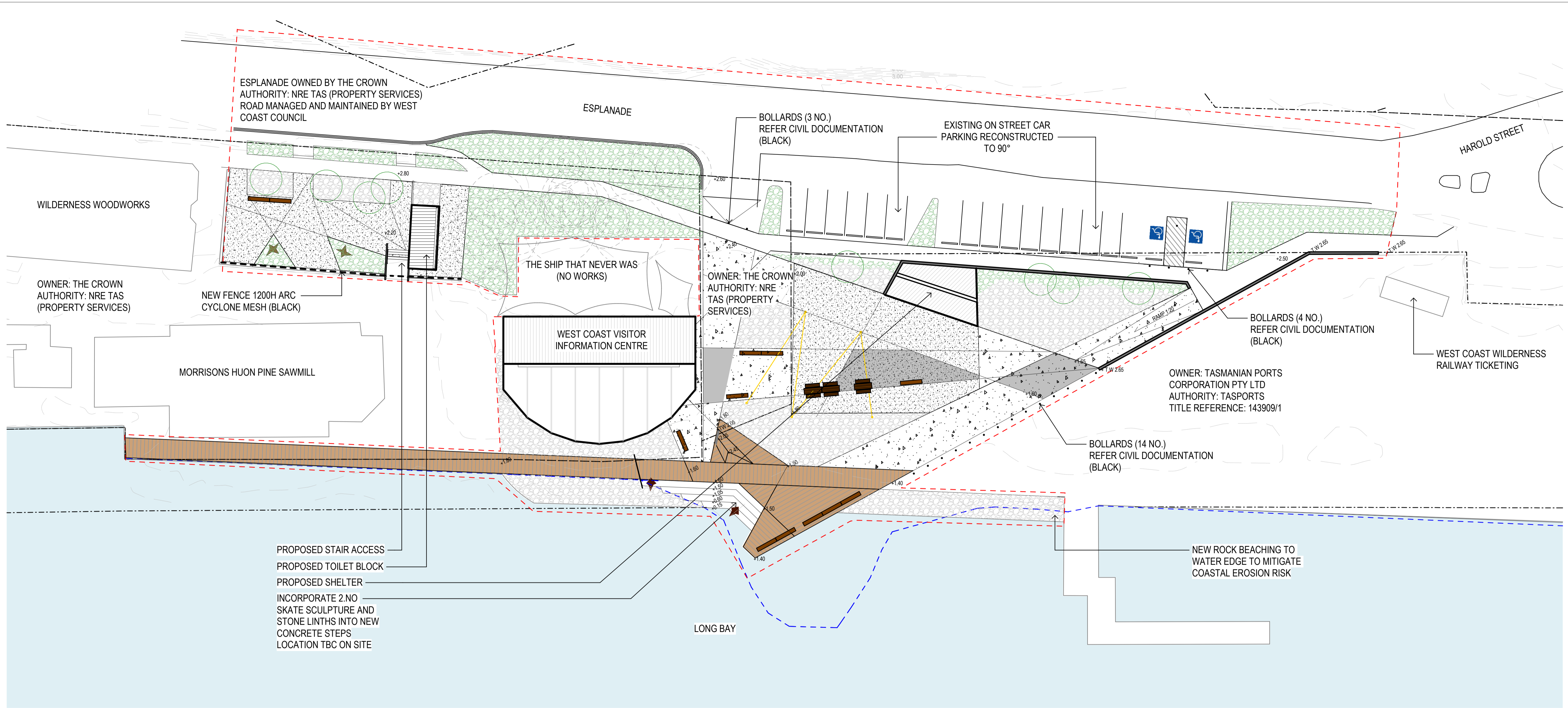
Client **WEST COAST COUNCIL**
Project **STRAHAN WATERFRONT DEVELOPMENT**
Status **FOR TENDER**

Drawing Title **WCVIC - DEMOLITION PLANS**

Drawing No. 12616322-GHD-00-00-DRG-AR-00035

Size **A1**

Rev **P04**



SITE PLAN
SCALE 1 : 250

LEGEND	
	PROJECT BOUNDARY
	PROPERTY BOUNDARY
	EXISTING WATERLINE
	APPROXIMATE NEW WATERLINE
	EXISTING BUILDING

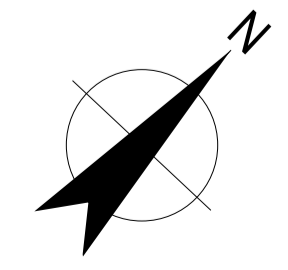
GENERAL NOTES

- STORMWATER DISCHARGE TO BE MANAGED TO MINIMISE RISK OF SHORELINE EROSION.
- ALL WORKS TO BE CARRIED OUT IN ACCORDANCE WITH THE CONTRACTORS CONSTRUCTION AND ENVIRONMENTAL MANAGEMENT PLAN TO THE SATISFACTION OF WEST COAST COUNCIL.

P04	TENDER ISSUE	CO	SD	01.03.24
P03	CD 80% ISSUE	CO	SD	07.02.24
P02	CD COORDINATION ISSUE	CO	SD	12.12.23
P01	DD 90% ISSUE	CO	SD	27.10.23
Rev	Description	Checked	Approved	Date
Drafting Check C. O'BRIEN		Reg Architect SIMON DUNNE		
Design Check B. WILKIE		State and Reg No. TAS 701		



THIS DRAWING INCLUDES COLOURED INFORMATION
COPIES OF THIS DRAWING MUST BE PRODUCED IN COLOUR



2 Salamanca square Hobart TAS 7000 Australia
GPO Box 667 Hobart TAS 7001
T 61 3 6210 0600 F 61 3 6210 0601
E hnsamail@ghd.com W www.ghd.com
Conditions of Use: This document may only be used by GHD Design's client (and any other person who GHD Design has agreed can use this document) for the purpose for which it was prepared and must not be used by any other person or for any other purpose.



Project No. 12616322

Client **WEST COAST COUNCIL**
Project **STRAHAN WATERFRONT DEVELOPMENT**
Status **FOR TENDER**

Drawing Title **SITE PLAN**

Drawing No. 12616322-GHD-00-00-DRG-AR-00050

Size **A1**

Rev **P04**



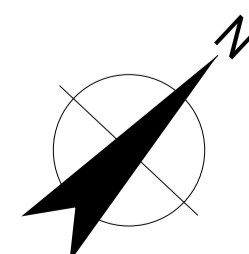
STAGING PLAN
SCALE 1 : 250

LEGEND	
	PROPERTY BOUNDARY
	EXISTING WATERFRONT
	STAGING ZONE 1A
	STAGING ZONE 1B
	STAGING ZONE 2
	TANK REMOVAL BY OTHERS

P04	TENDER ISSUE	CO	SD	01.03.24
P03	CD 80% ISSUE	CO	SD	07.02.24
P02	CD COORDINATION ISSUE	CO	SD	12.12.23
P01	DD 90% ISSUE	CO	SD	27.10.23
Rev	Description	Checked	Approved	Date
Drafting Check C. O'BRIEN		Reg Architect SIMON DUNNE		
Design Check B. WILKIE		State and Reg No. TAS 701		



THIS DRAWING INCLUDES COLOURED INFORMATION
COPIES OF THIS DRAWING MUST BE PRODUCED IN COLOUR



2 Salamanca square Hobart TAS 7000 Australia
GPO Box 667 Hobart TAS 7001
T 61 3 6210 0600 F 61 3 6210 0601
E hsbamail@ghd.com W www.ghd.com
Conditions of Use: This document may only be used by GHD Design's client (and any other person who GHD Design has agreed can use this document) for the purpose for which it was prepared and must not be used by any other person or for any other purpose.



Project No. 12616322

Client **WEST COAST COUNCIL**

Project **STRAHAN WATERFRONT DEVELOPMENT**

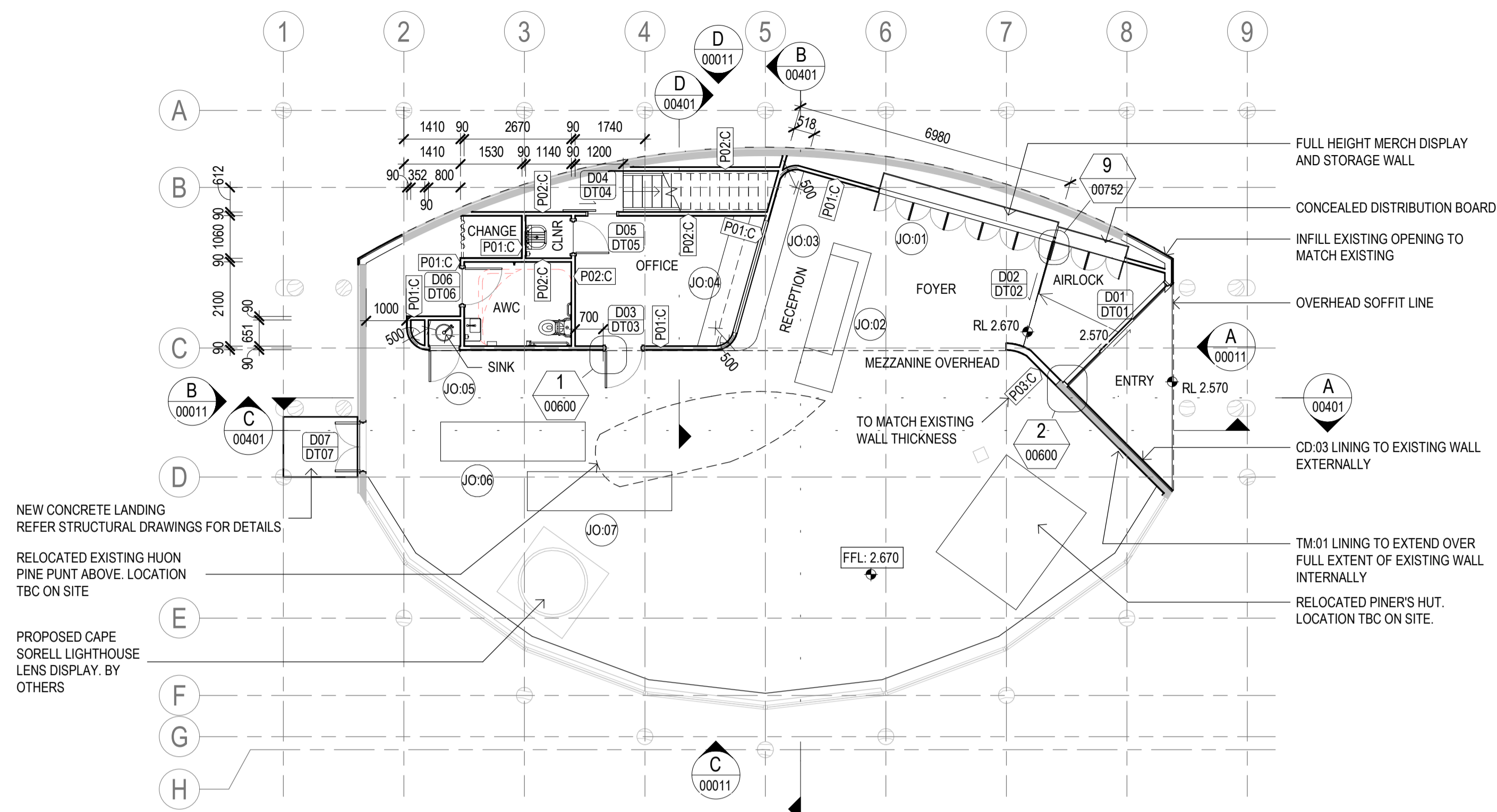
Status **FOR TENDER**

Drawing Title **STAGING PLAN**

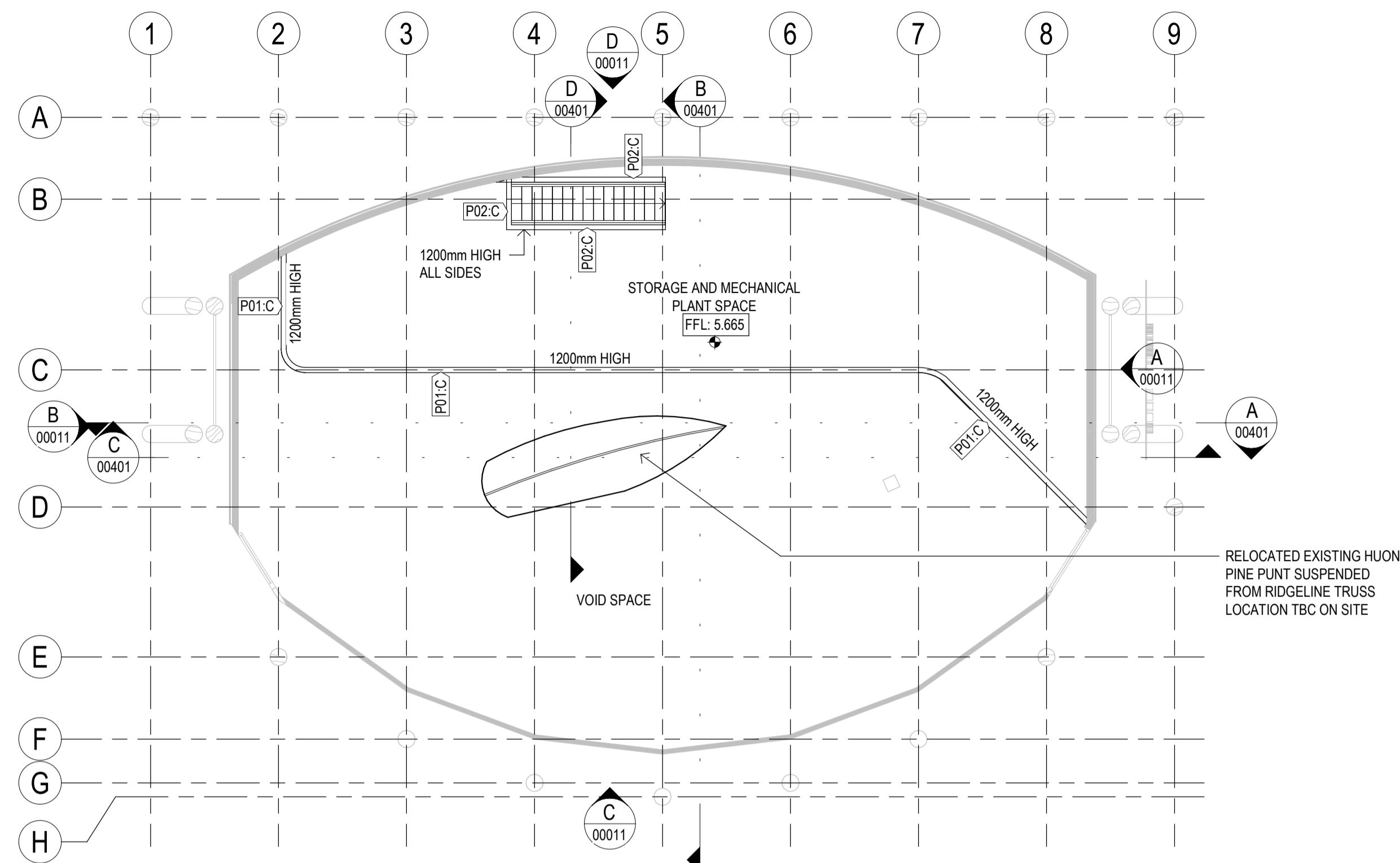
12616322-GHD-00-00-DRG-AR-00065

Size **A1**

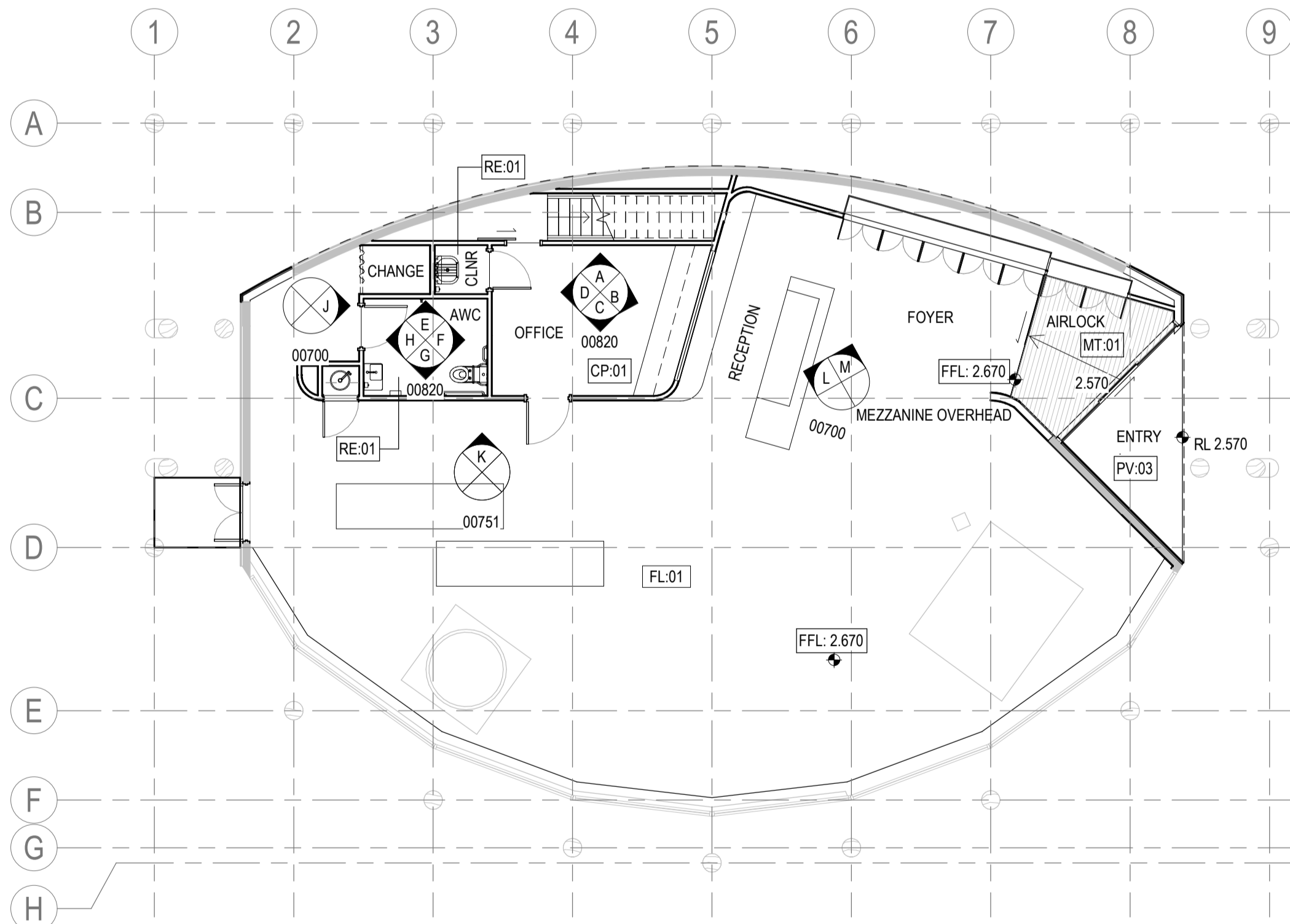
Rev **P04**



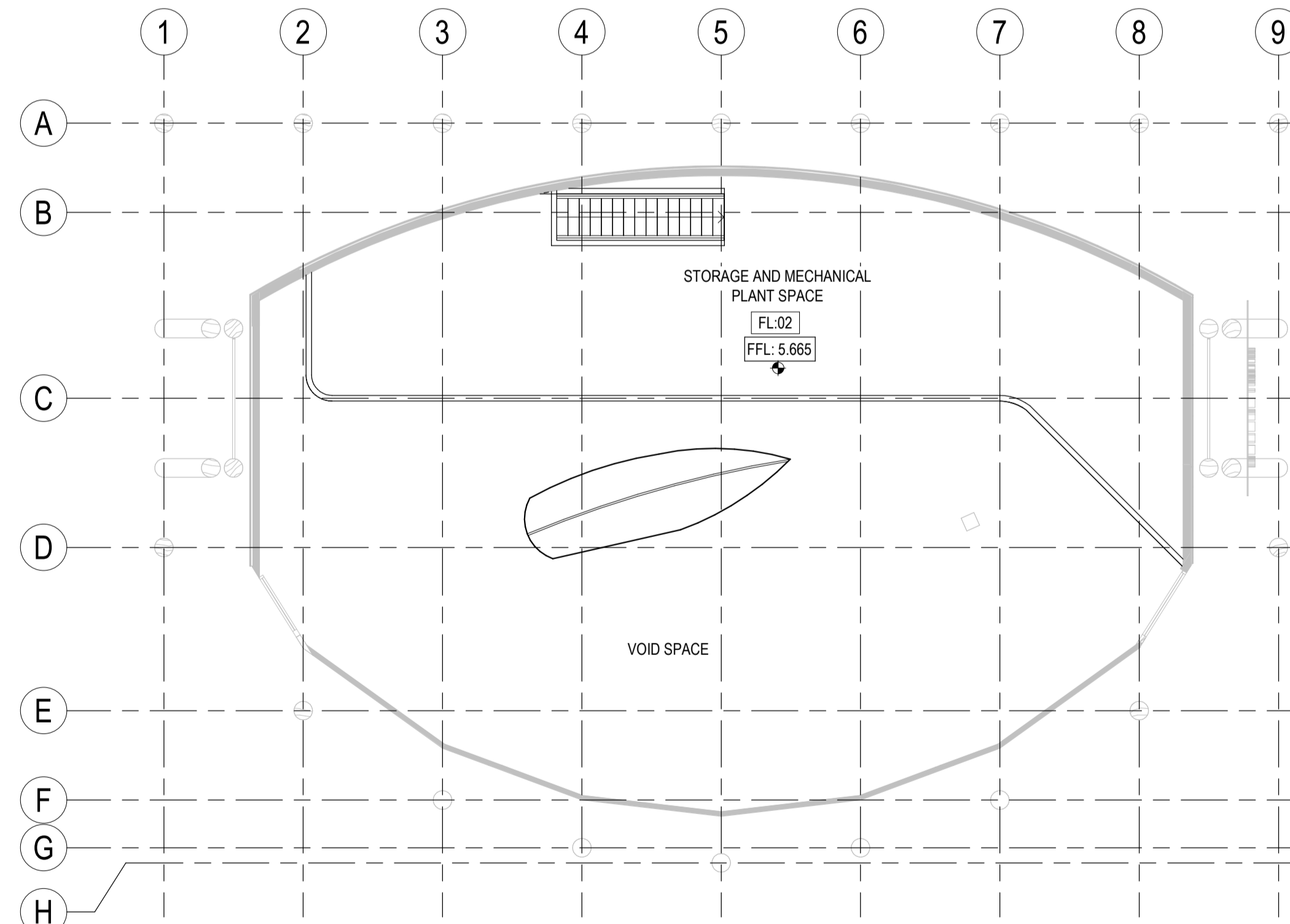
GENERAL ARRANGEMENT - GROUND LEVEL
SCALE 1:100



GENERAL ARRANGEMENT PLAN - MEZZANINE
SCALE 1:100



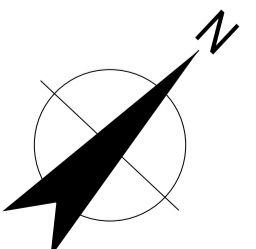
FINISHES PLAN - GROUND LEVEL
SCALE 1:100



FINISHES PLAN - MEZZANINE
SCALE 1:100

Rev	Description	Checked	Approved	Date
P04	TENDER ISSUE	CO	SD	01.03.24
P03	CD 80% ISSUE	CO	SD	07.02.24
P02	CD COORDINATION ISSUE	CO	SD	12.12.23
P01	DD 90% ISSUE	CO	SD	27.10.23

Drafting Check	C. O'BRIEN	Reg Architect	SIMON DUNNE
Design Check	B. WILKIE	State and Reg No.	TAS 701



2 Salamanca square Hobart TAS 7000 Australia
GPO Box 667 Hobart TAS 7001
T 61 3 6210 0600 F 61 3 6210 0601
E hbar@mail@ghd.com W www.ghd.com
Conditions of Use: This document may only be used by GHD Design's client (and any other person who GHD Design has agreed can use this document) for the purpose for which it was prepared and must not be used by any other person or for any other purpose.

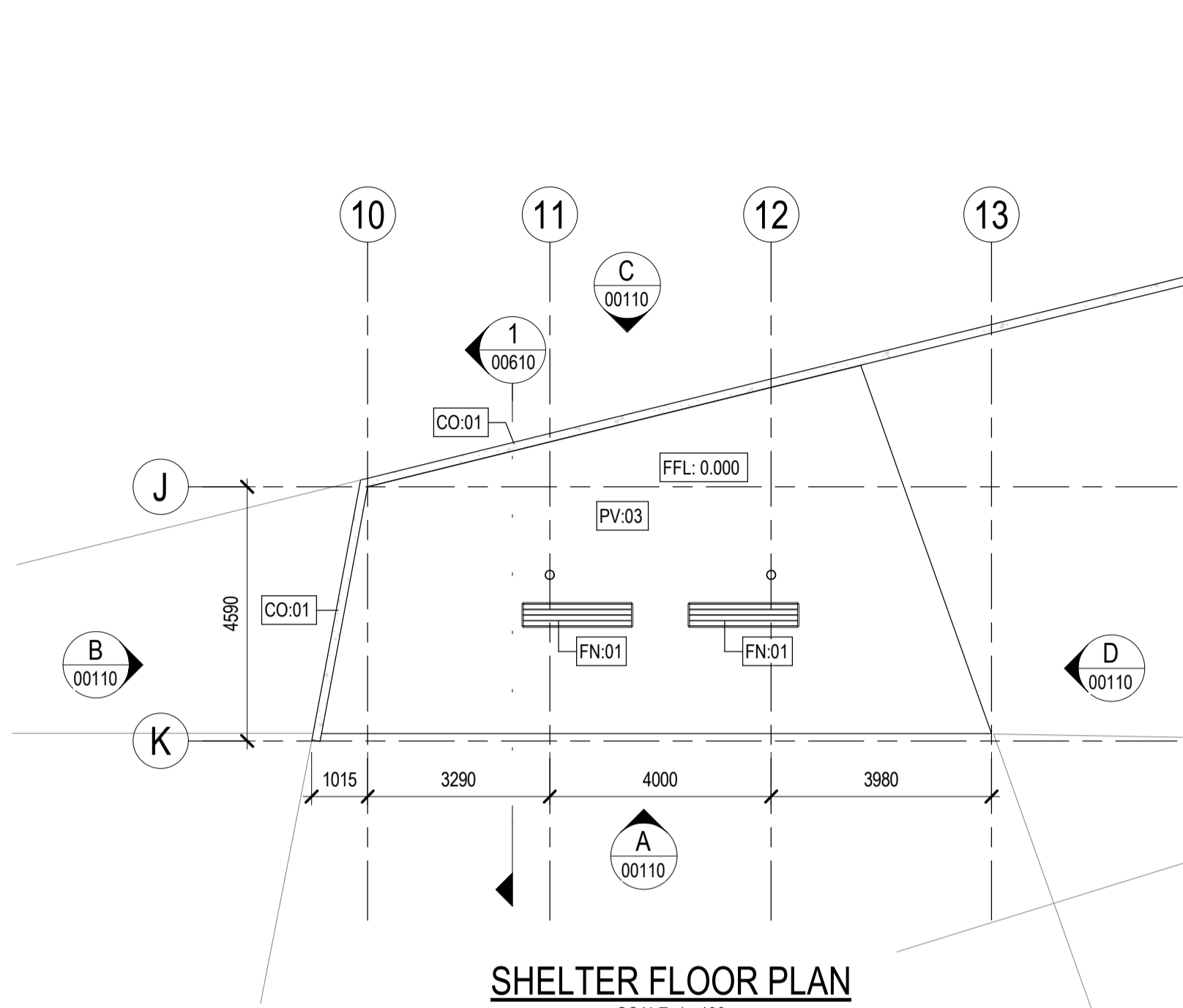


Client **WEST COAST COUNCIL**
Project **STRAHAN WATERFRONT DEVELOPMENT**
Status **FOR TENDER**

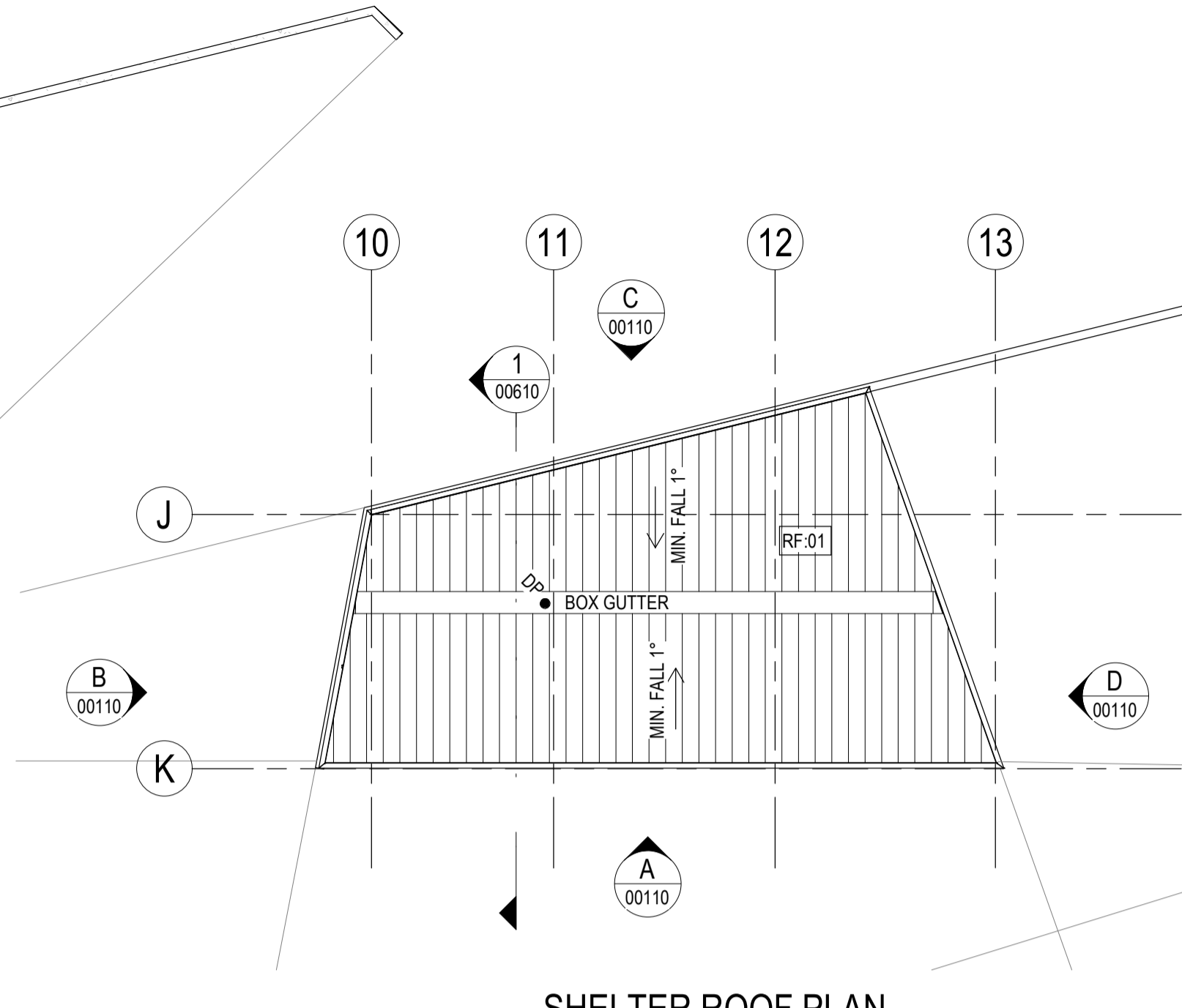
Drawing Title **WCVIC - GENERAL ARRANGEMENT & FINISHES PLANS**

Drawing No. **12616322-GHD-00-00-DRG-AR-00100**

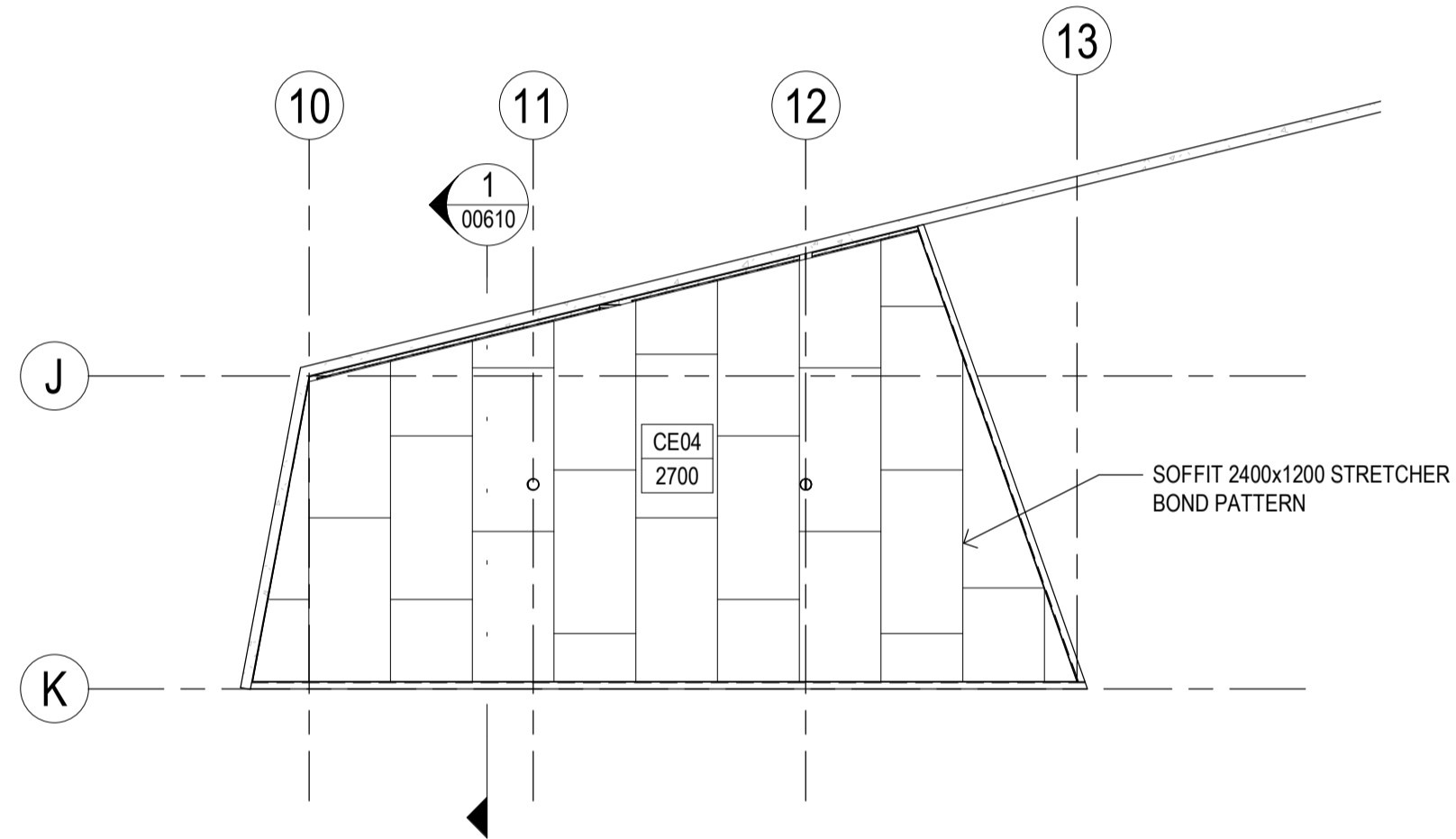
Size **A1**
Rev **P04**




SHELTER FLOOR PLAN
SCALE 1:100



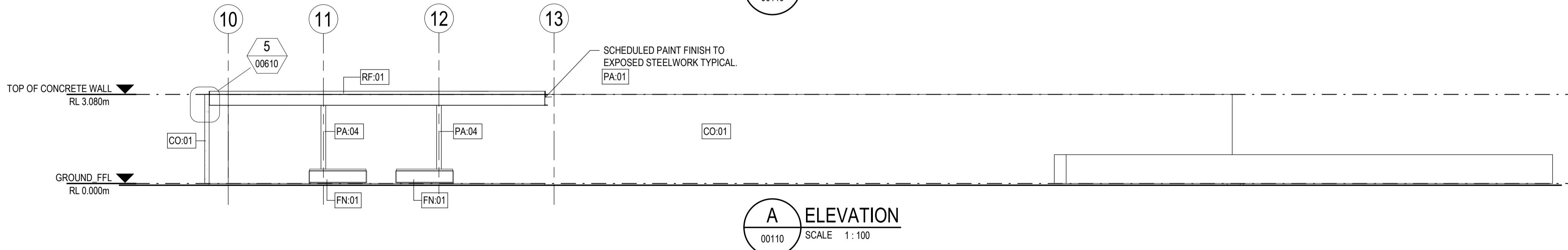
SHELTER ROOF PLAN
SCALE 1:100



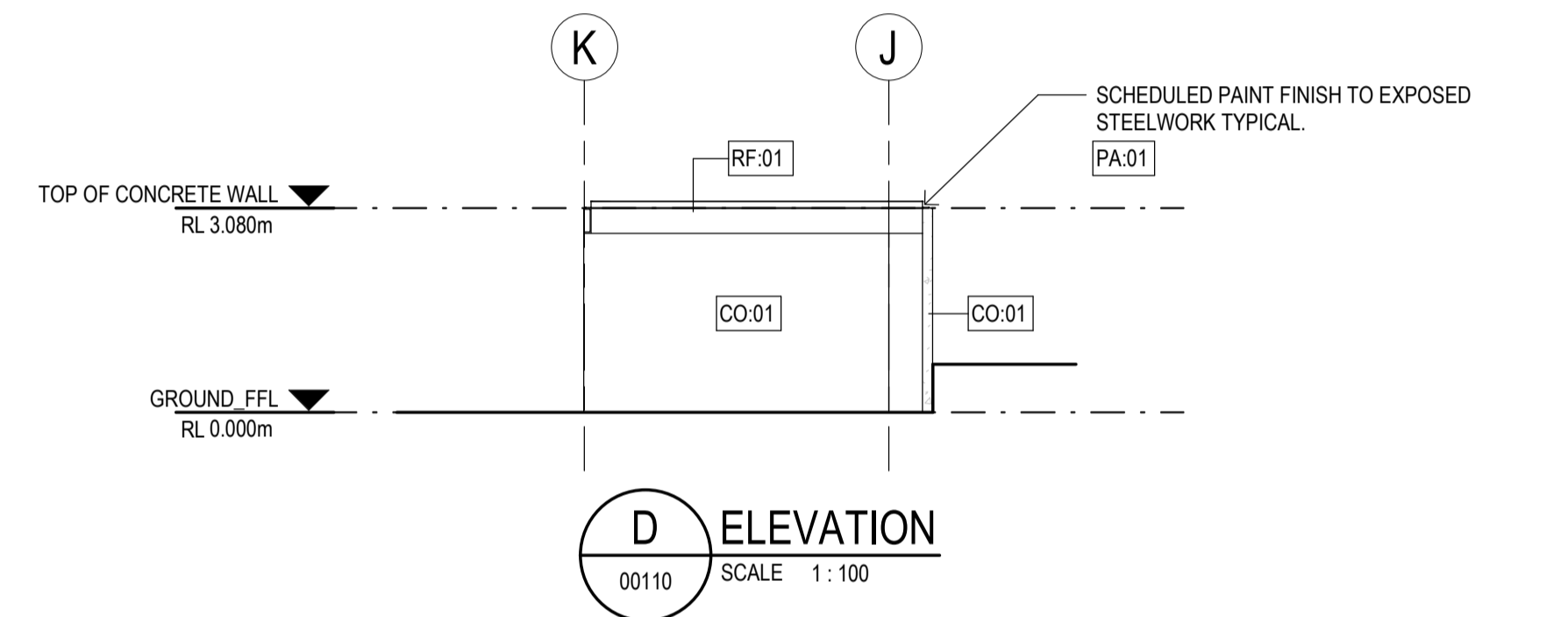
SHELTER RCP PLAN
SCALE 1:100



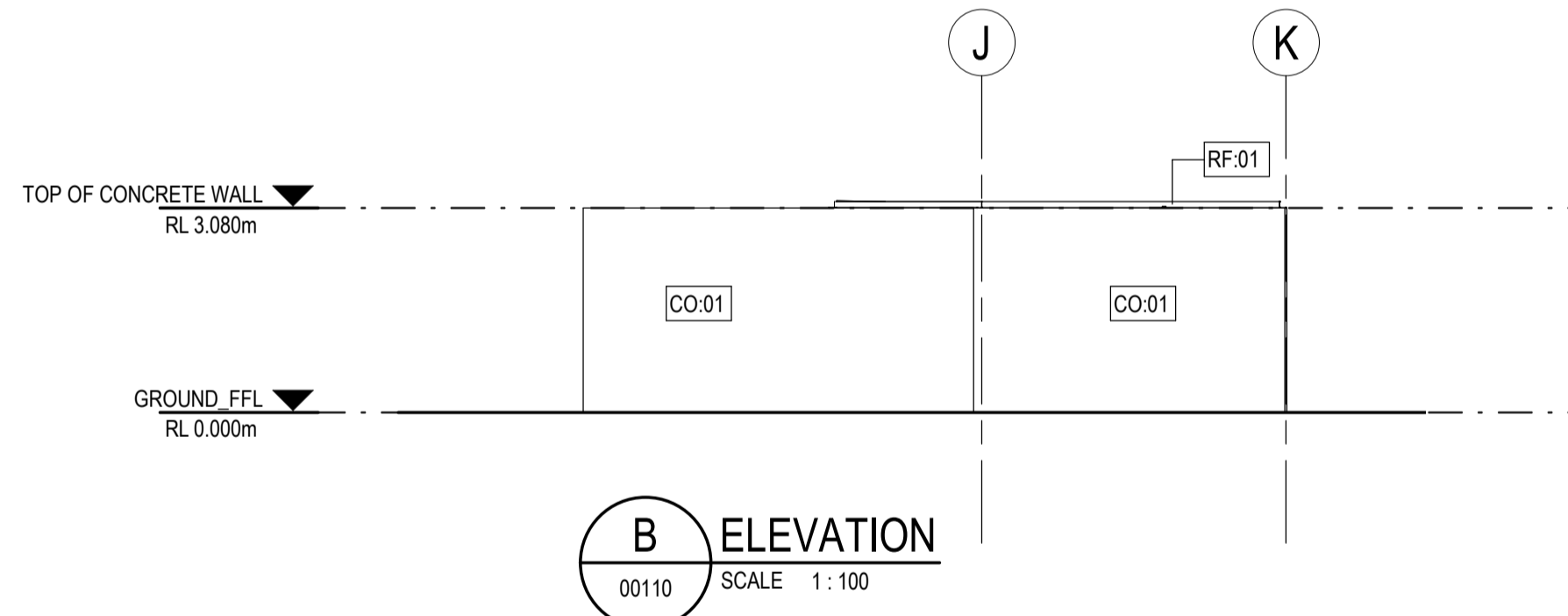
C ELEVATION
SCALE 1:100



A ELEVATION
SCALE 1:100



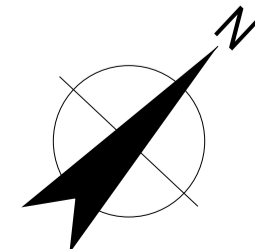
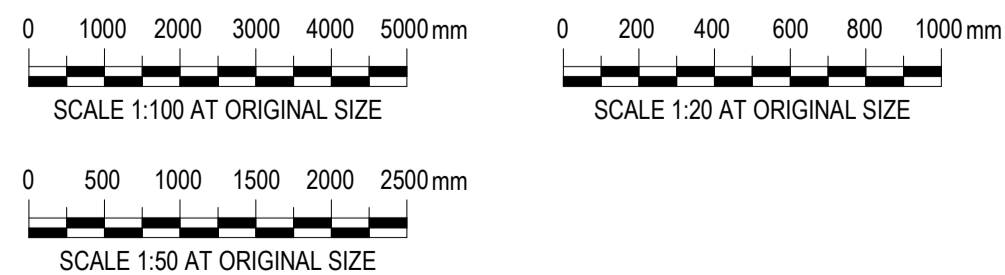
D ELEVATION
SCALE 1:100



B ELEVATION
SCALE 1:100

Rev	Description	Checked	Approved	Date
P04	TENDER ISSUE	CO	SD	01.03.24
P03	CD 80% ISSUE	CO	SD	07.02.24
P02	CD COORDINATION ISSUE	CO	SD	12.12.23
P01	DD 90% ISSUE	CO	SD	27.10.23

Drafting Check	C. O'BRIEN	Reg Architect	SIMON DUNNE
Design Check	B. WILKIE	State and Reg No.	TAS 701



2 Salamanca square Hobart TAS 7000 Australia
GPO Box 667 Hobart TAS 7001
T 61 3 6210 0600 F 61 3 6210 0601
E hns@mail@ghd.com W www.ghd.com
Conditions of Use: This document may only be used by GHD Design's client (and any other person who GHD Design has agreed can use this document) for the purpose for which it was prepared and must not be used by any other person or for any other purpose.



Project No.
12616322

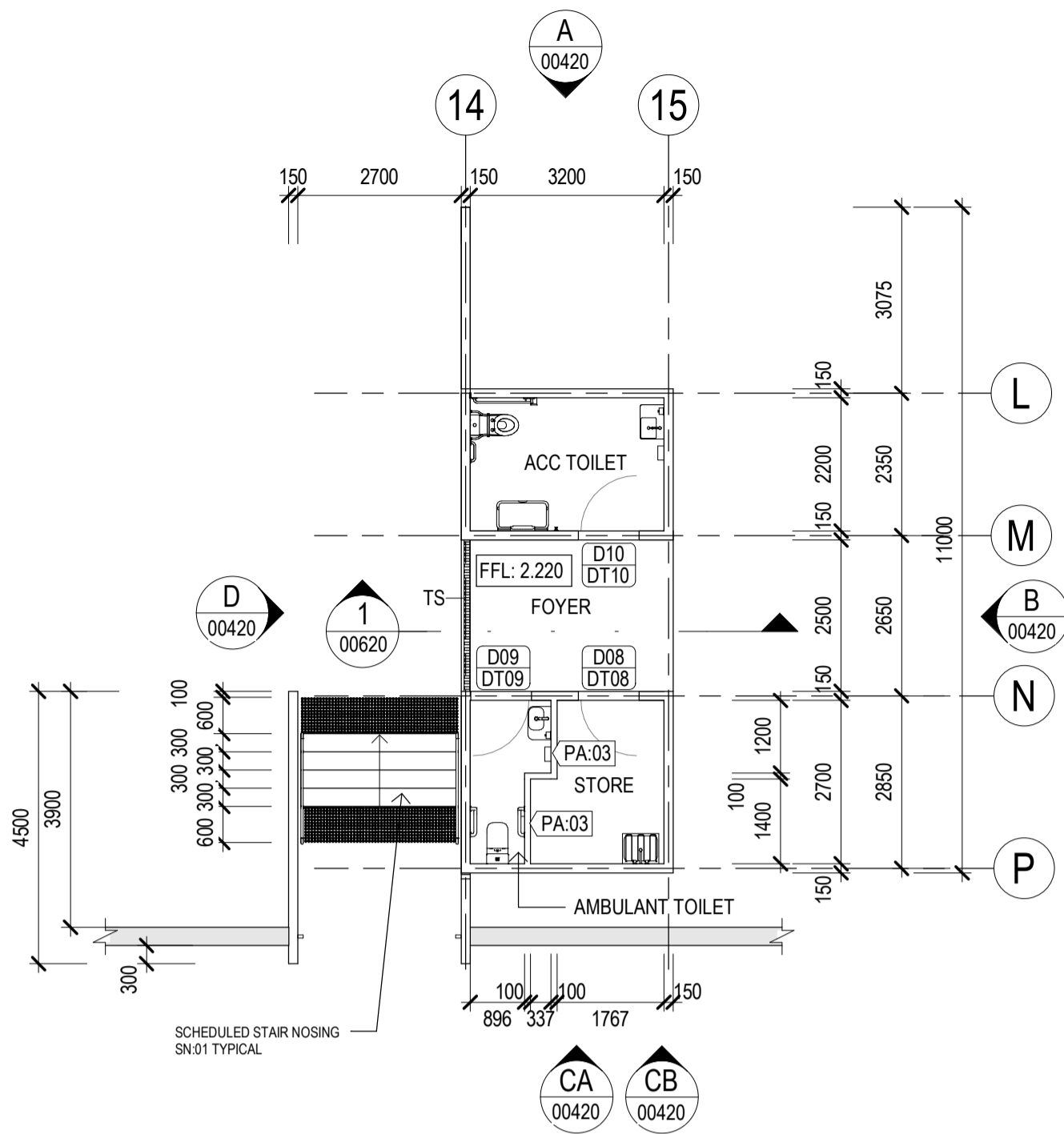
Client **WEST COAST COUNCIL**
Project **STRAHAN WATERFRONT DEVELOPMENT**
Status **FOR TENDER**

Drawing Title **SHELTER - GENERAL ARRANGEMENT PLANS AND ELEVATIONS**

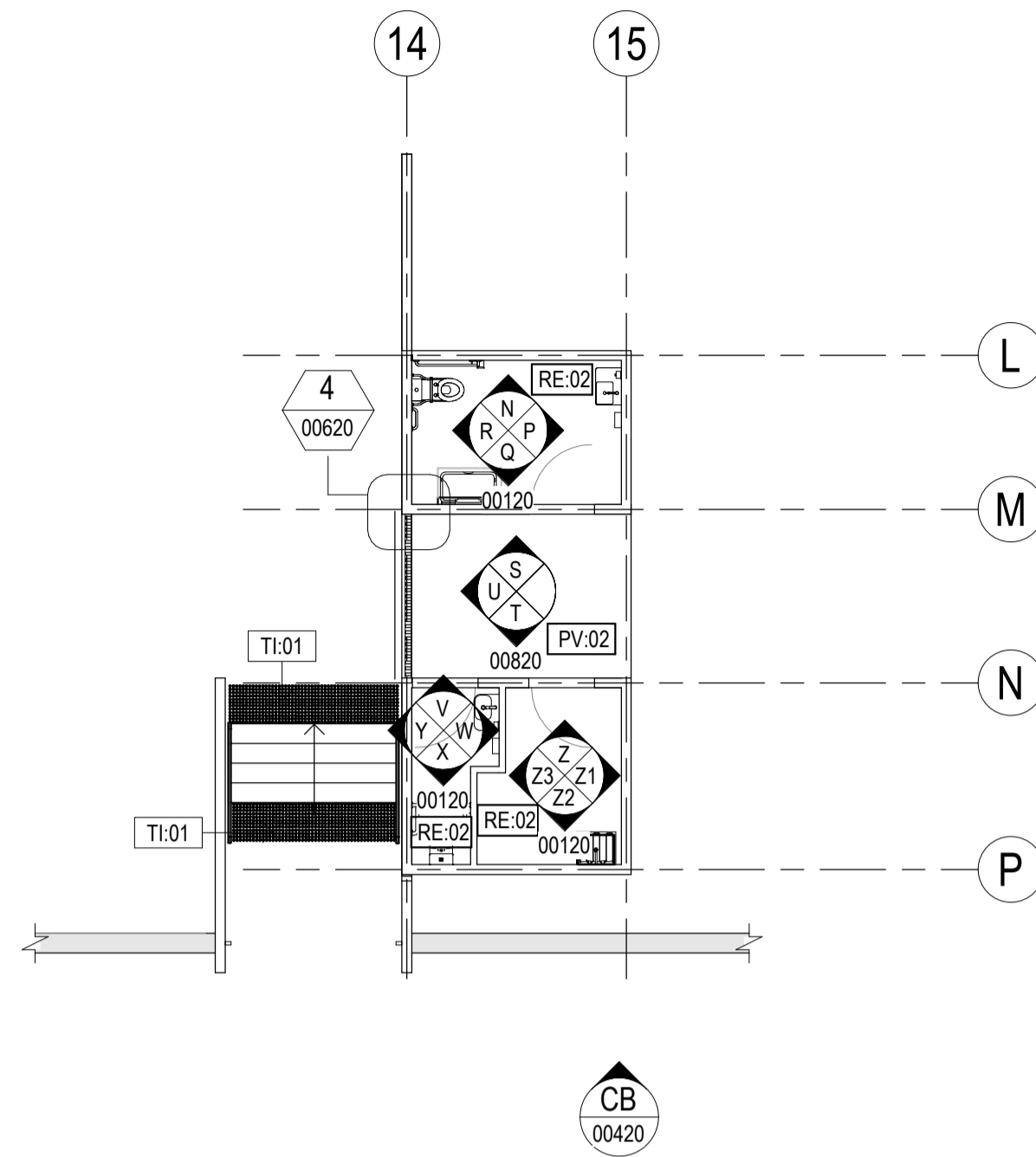
Drawing No. **12616322-GHD-00-00-DRG-AR-00110**

Size **A1**

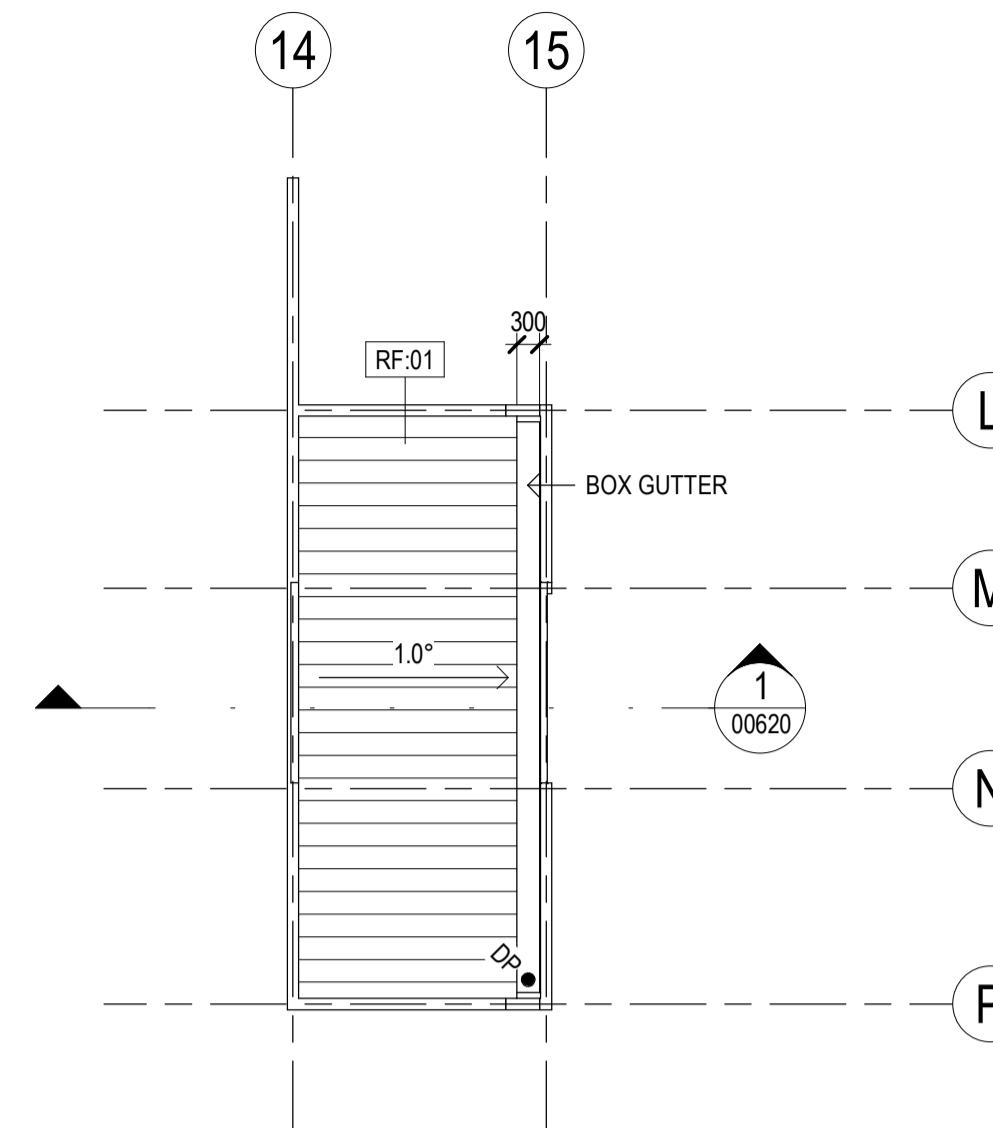
Rev **P04**



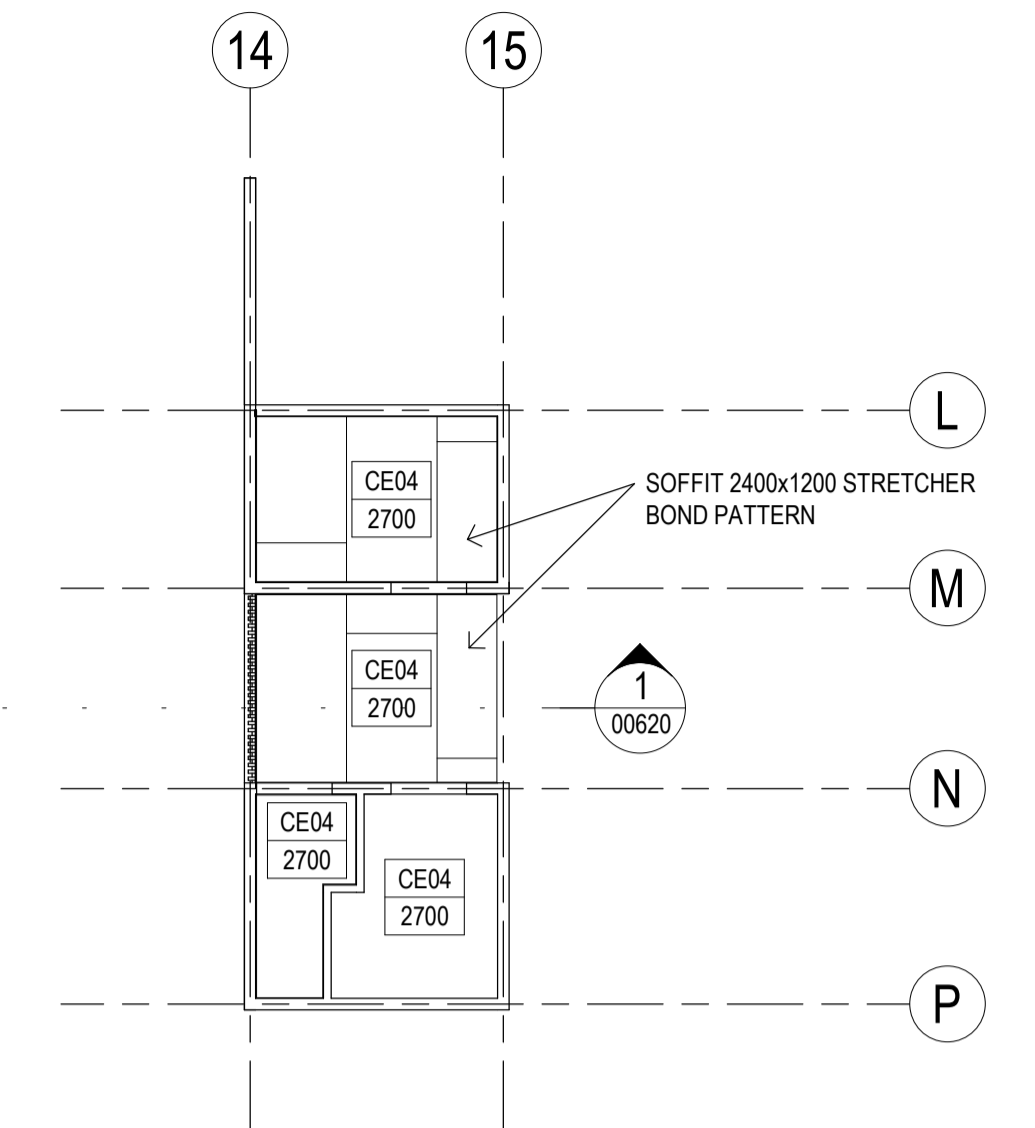
TOILET BLOCK FLOOR PLAN
SCALE 1:100



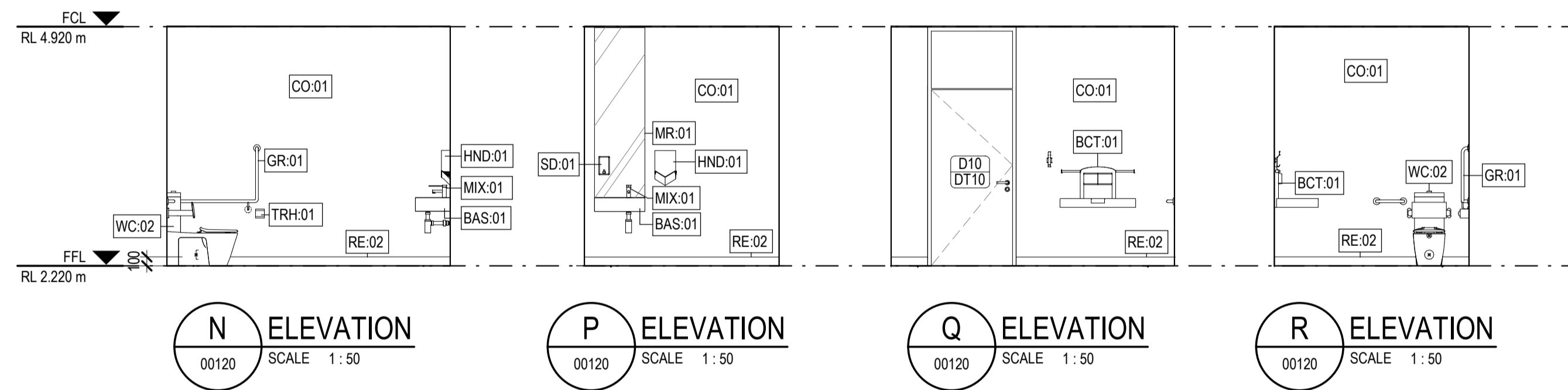
TOILET BLOCK FINISHES PLAN
SCALE 1:100



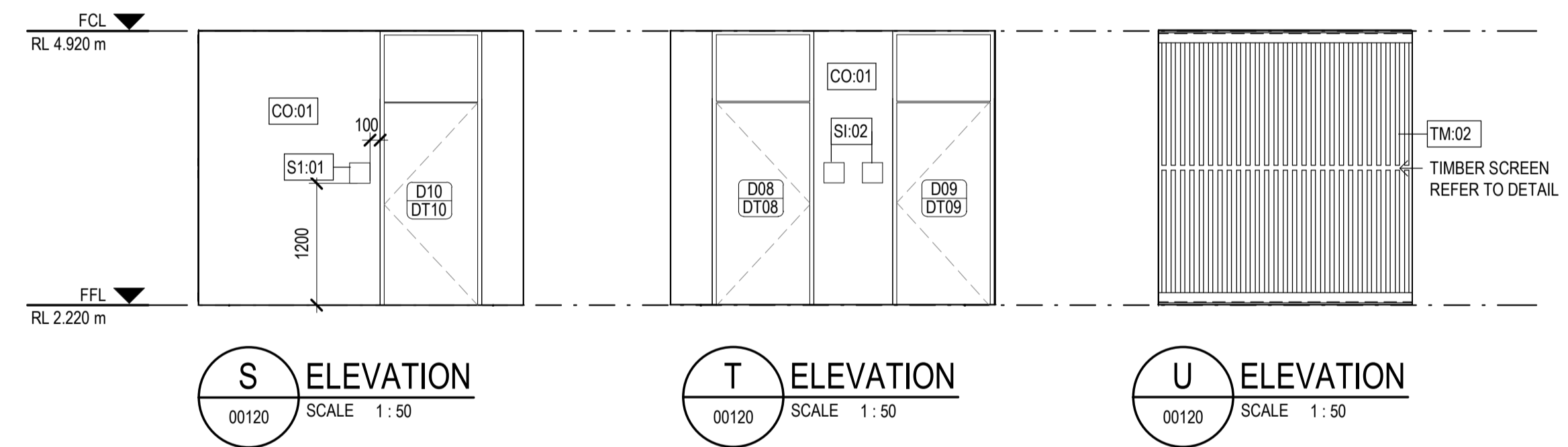
TOILET BLOCK ROOF PLAN
SCALE 1:100



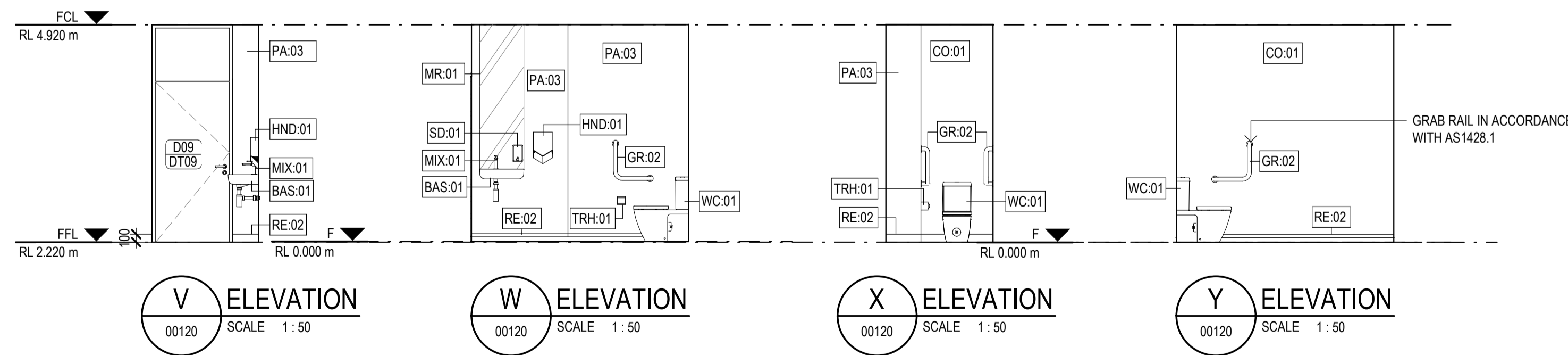
TOILET BLOCK RCP
SCALE 1:100



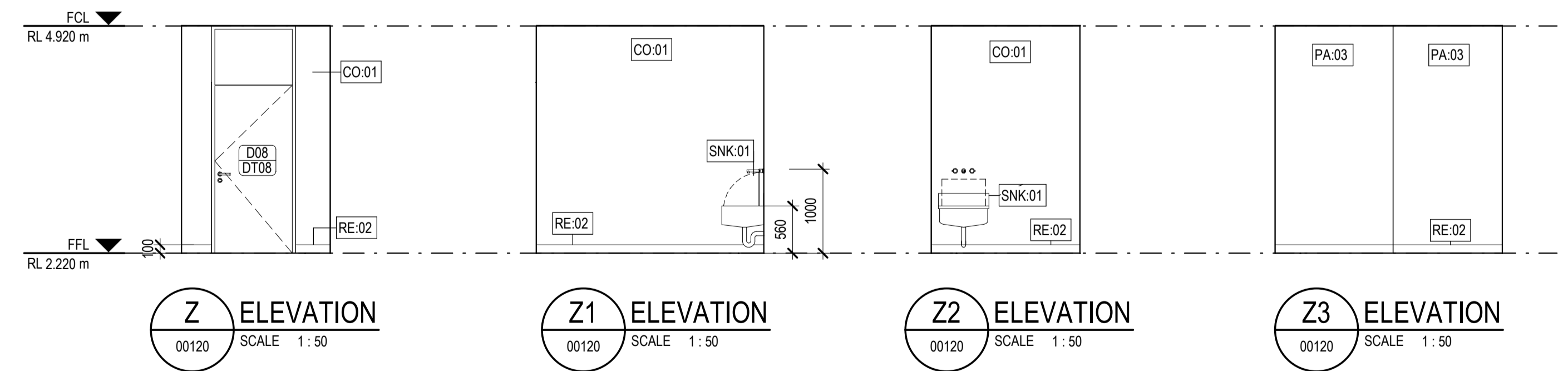
N ELEVATION SCALE 1:50
P ELEVATION SCALE 1:50
Q ELEVATION SCALE 1:50
R ELEVATION SCALE 1:50



S ELEVATION SCALE 1:50
T ELEVATION SCALE 1:50
U ELEVATION SCALE 1:50



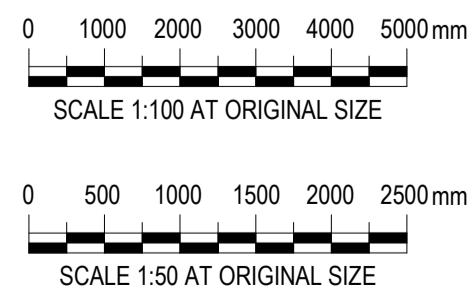
V ELEVATION SCALE 1:50
W ELEVATION SCALE 1:50
X ELEVATION SCALE 1:50
Y ELEVATION SCALE 1:50



Z ELEVATION SCALE 1:50
Z1 ELEVATION SCALE 1:50
Z2 ELEVATION SCALE 1:50
Z3 ELEVATION SCALE 1:50

Rev	Description	Checked	Approved	Date
P04	TENDER ISSUE	CO	SD	01.03.24
P03	CD 80% ISSUE	CO	SD	07.02.24
P02	CD COORDINATION ISSUE	CO	SD	12.12.23
P01	DD 90% ISSUE	CO	SD	27.10.23

Drafting Check	C. O'BRIEN	Reg Architect	SIMON DUNNE
Design Check	B. WILKIE	State and Reg No.	TAS 701



GHD Design
2 Salamanca square Hobart TAS 7000 Australia
GPO Box 667 Hobart TAS 7001
T 61 3 6210 0600 F 61 3 6210 0601
E hns@mail@ghd.com W www.ghd.com



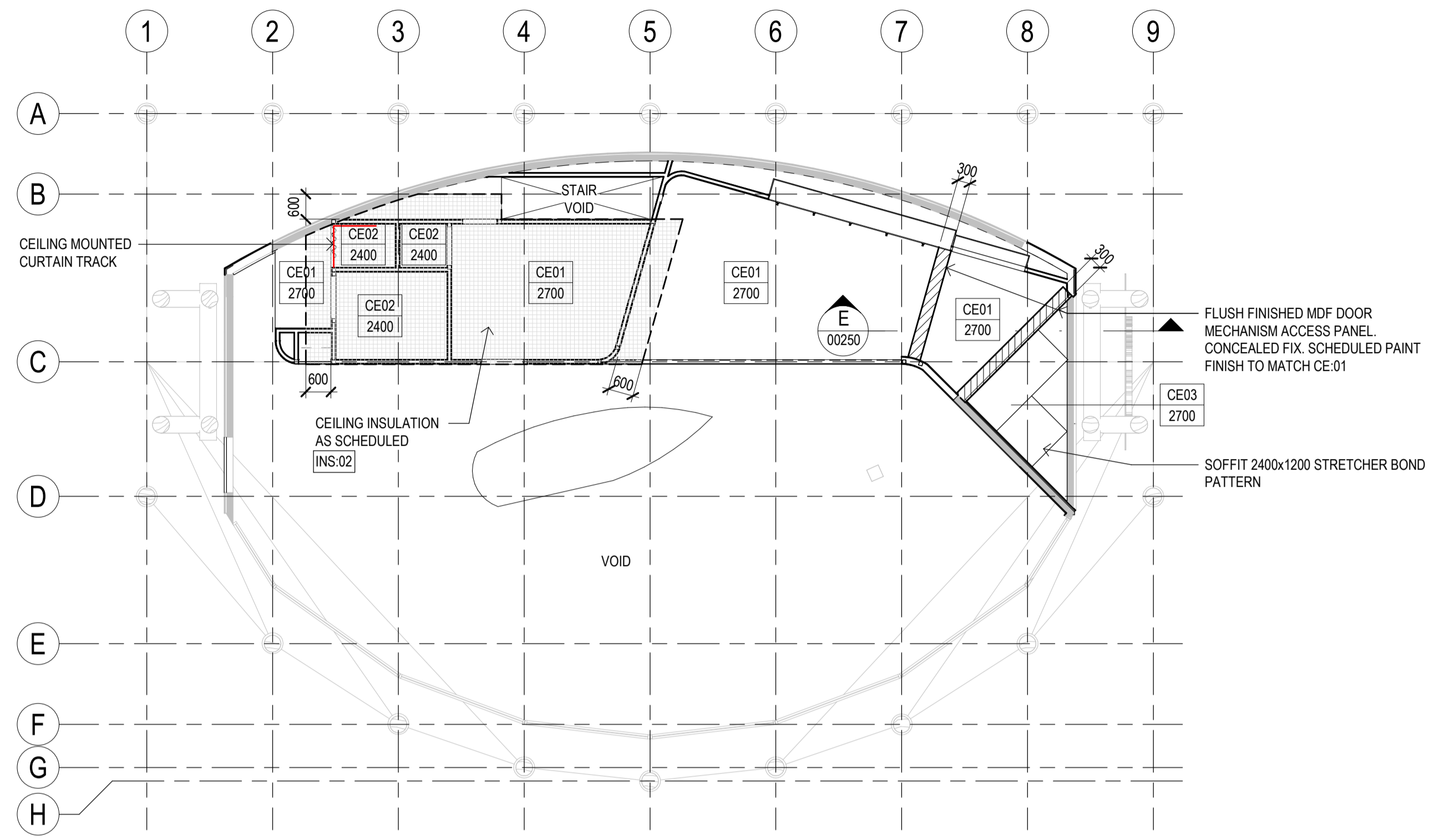
Project No. 12616322

Client **WEST COAST COUNCIL**
Project **STRAHAN WATERFRONT DEVELOPMENT**
Status **FOR TENDER**

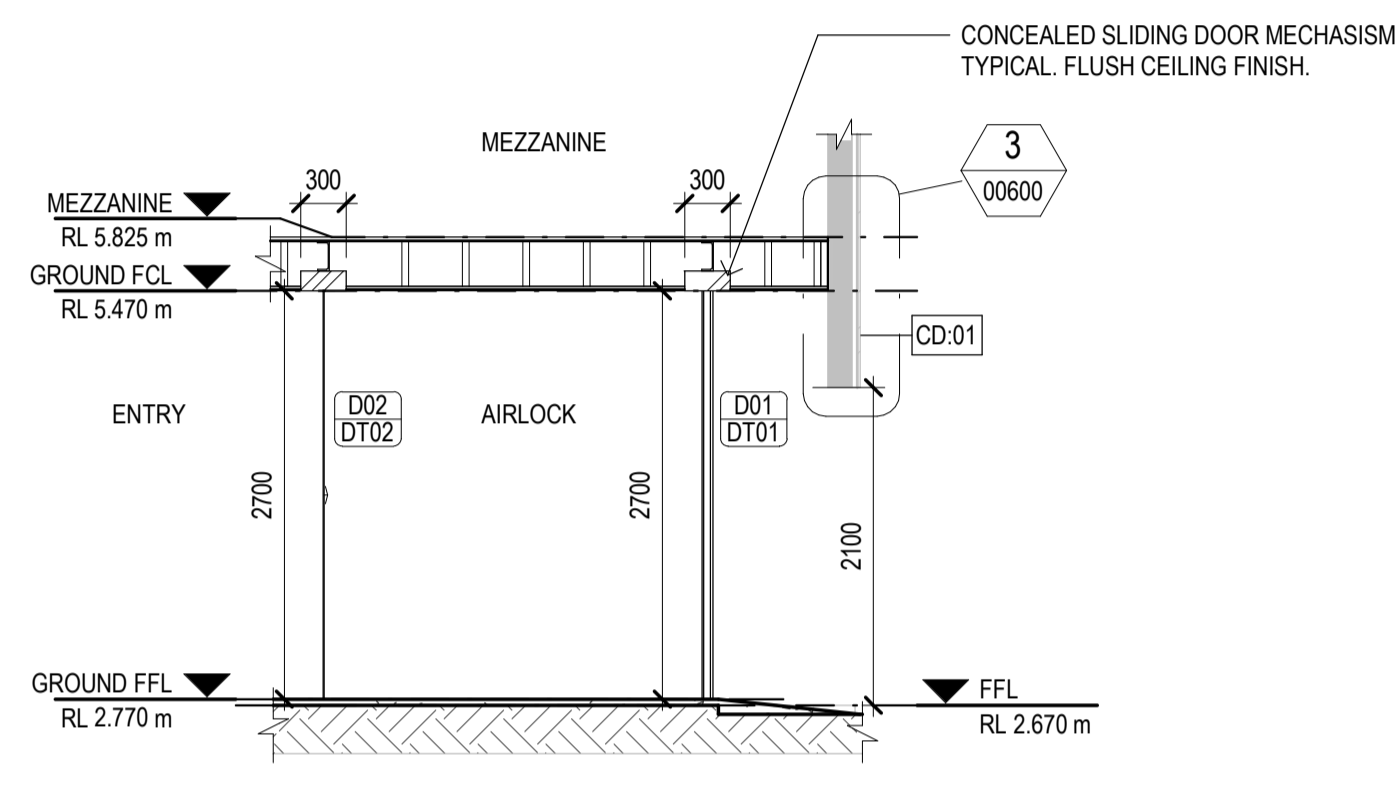
Drawing Title **TOILET BLOCK - GENERAL ARRANGEMENT PLANS AND INTERNAL ELEVATIONS**

Drawing No. 12616322-GHD-00-00-DRG-AR-00120

Size **A1**
Rev **P04**



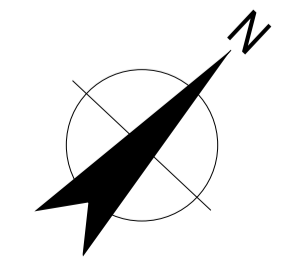
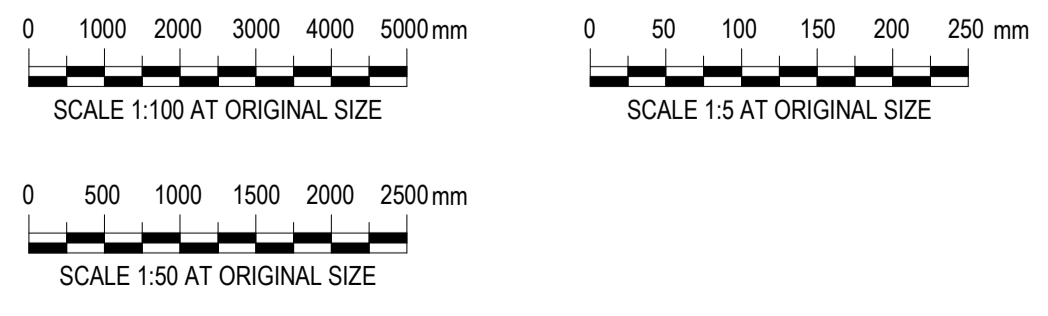
GROUND FLOOR - RCP
SCALE 1:100



E SECTION
SCALE 1:50

Rev	Description	Checked	Approved	Date
P04	TENDER ISSUE	CO	SD	01.03.24
P03	CD 80% ISSUE	CO	SD	07.02.24
P02	CD COORDINATION ISSUE	CO	SD	12.12.23
P01	DD 90% ISSUE	CO	SD	27.10.23

Drafting Check	C. O'BRIEN	Reg Architect	SIMON DUNNE
Design Check	B. WILKIE	State and Reg No.	TAS 701



2 Salamanca square Hobart TAS 7000 Australia
GPO Box 667 Hobart TAS 7001
T 61 3 6210 0600 F 61 3 6210 0601
E hsbamail@ghd.com W www.ghd.com
Conditions of Use: This document may only be used by GHD Design's client (and any other person who GHD Design has agreed can use this document) for the purpose for which it was prepared and must not be used by any other person or for any other purpose.



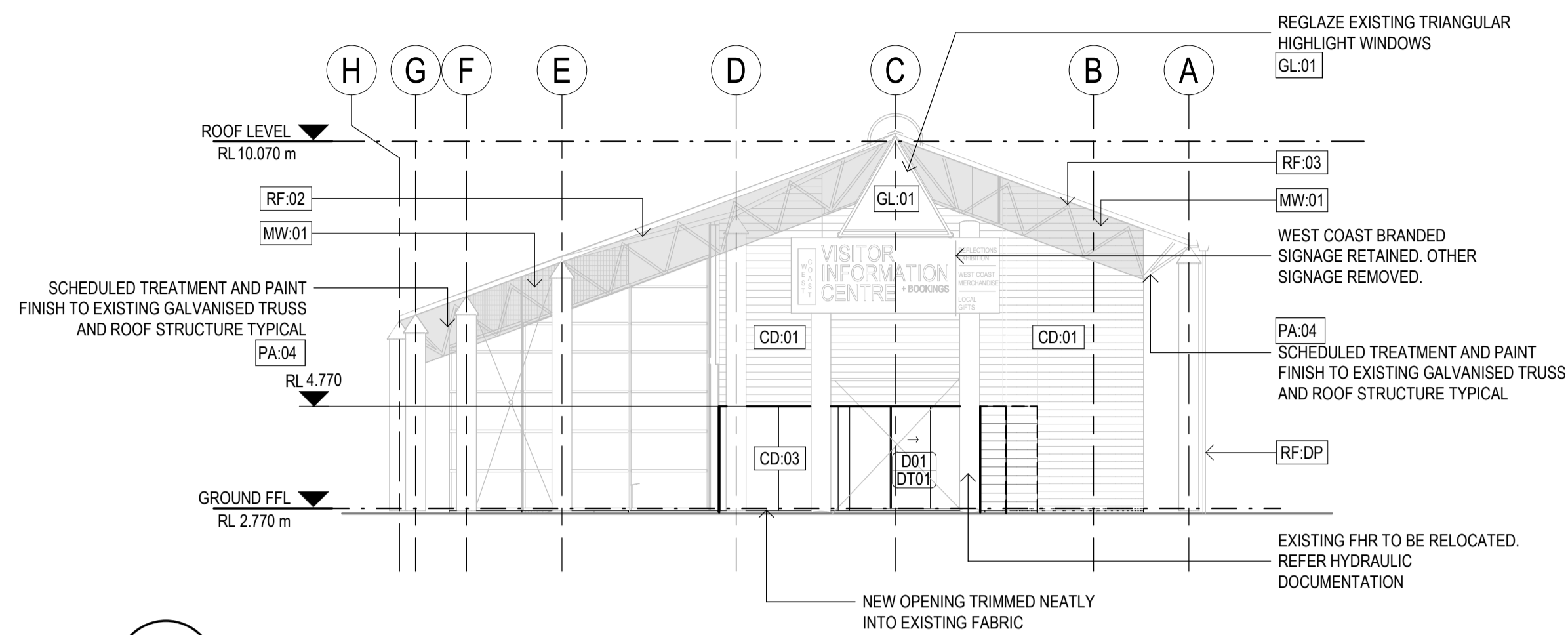
Project No.
12616322

Client **WEST COAST COUNCIL**
Project **STRAHAN WATERFRONT DEVELOPMENT**
Status **FOR TENDER**

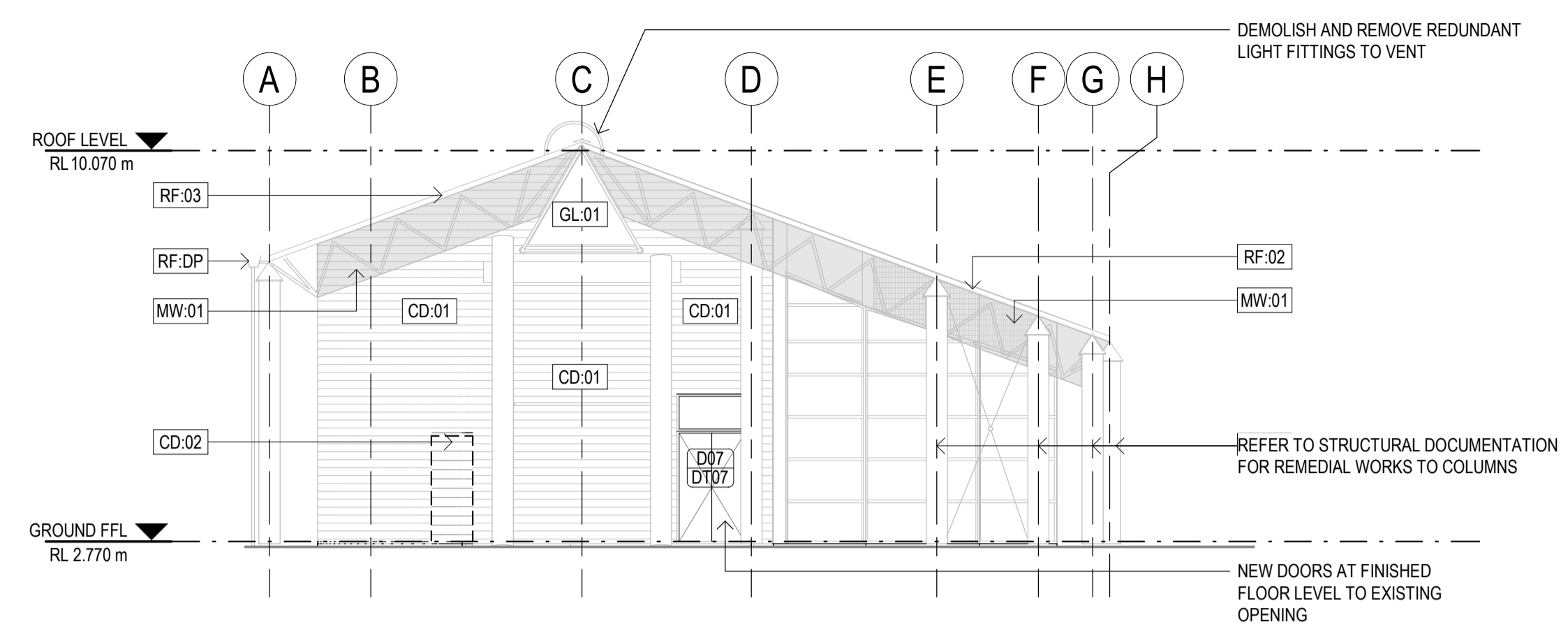
Drawing Title **WCVIC - REFLECTED CEILING PLAN**

Drawing No. **12616322-GHD-00-00-DRG-AR-00250**

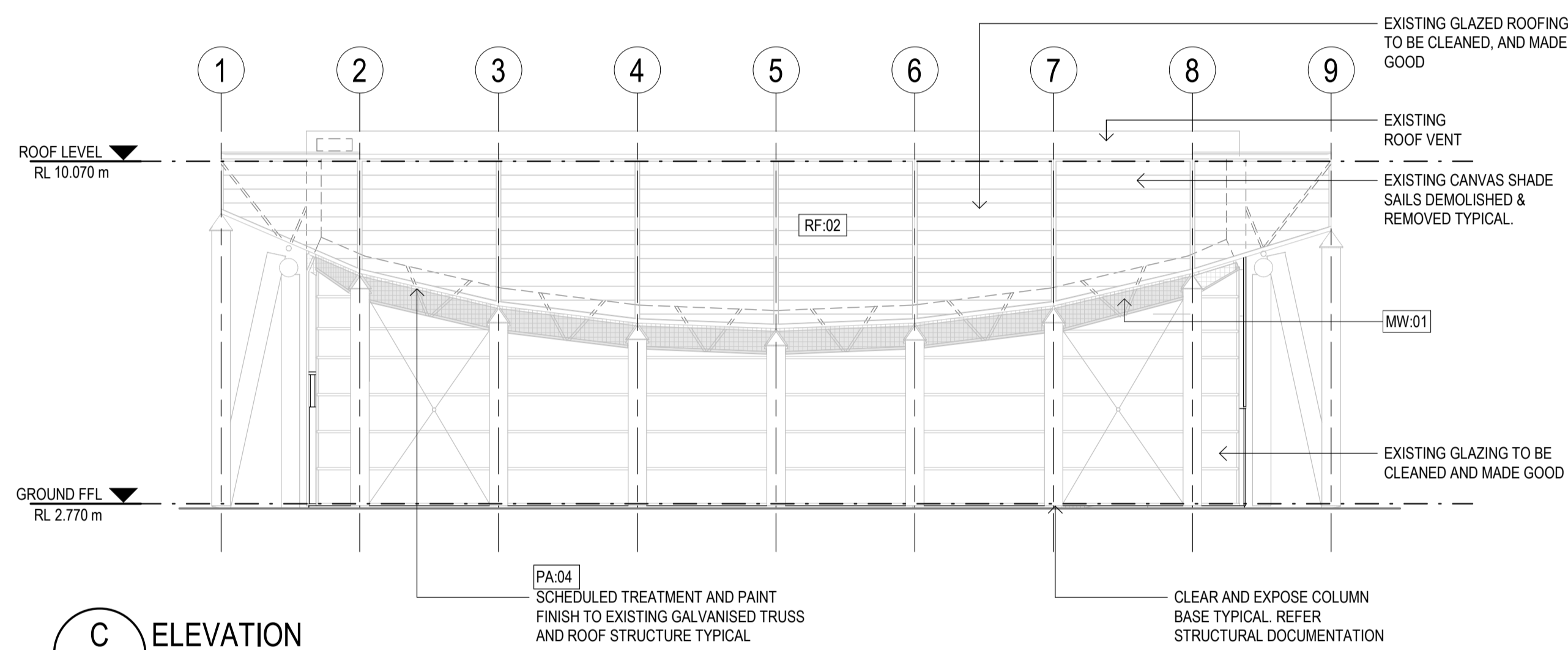
Size **A1**
Rev **P04**



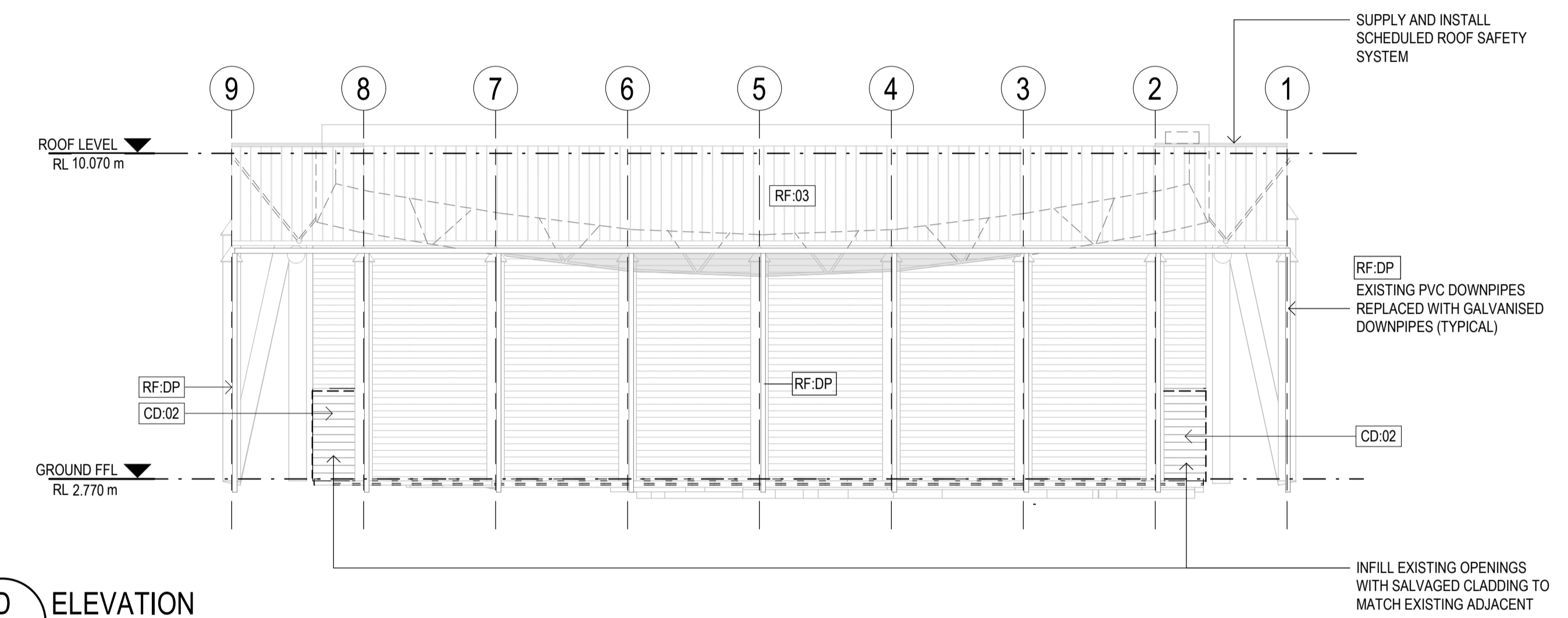
A ELEVATION
00100 SCALE 1:100



B ELEVATION
00100 SCALE 1:100



C ELEVATION
00100 SCALE 1:100

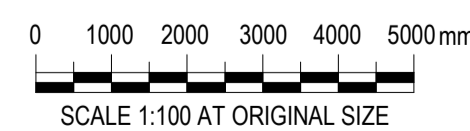


D ELEVATION
00100 SCALE 1:100

GENERAL NOTES

- EXISTING MESH DEMOLISHED AND REMOVED TYPICAL. NEW TENSILE FABRIC INFILL MW01
- EXISTING GLAZED ROOFING TO BE CLEANED. MAKE GOOD SILICONE AND REPAIR ANY DAMAGED AREAS. MAKE GOOD LEAKS.
- EXISTING TIMBER CLADDING TO BE PRESSURE CLEANED AND GENERALLY MADE GOOD AS REQUIRED.
- REFER STRUCTURAL DOCUMENTATION FOR REMEDIAL WORKS TO TIMBER COLUMNS.

PO4	TENDER ISSUE	CO	SD	01.03.24
PO3	CD 80% ISSUE	CO	SD	07.02.24
PO2	CD COORDINATION ISSUE	CO	SD	12.12.23
PO1	DD 90% ISSUE	CO	SD	27.10.23
Rev	Description	Checked	Approved	Date
	Drafting Check	C. O'BRIEN	Reg Architect	SIMON DUNNE
	Design Check	B. WILKIE	State and Reg No.	TAS 701



2 Salamanca square Hobart TAS 7000 Australia
GPO Box 667 Hobart TAS 7001
T 61 3 6210 0600 F 61 3 6210 0601
E hnsamail@ghd.com W www.ghd.com
Conditions of Use: This document may only be used by GHD Design's client (and any other person who GHD Design has agreed can use this document) for the purpose for which it was prepared and must not be used by any other person or for any other purpose.



Project No.
12616322

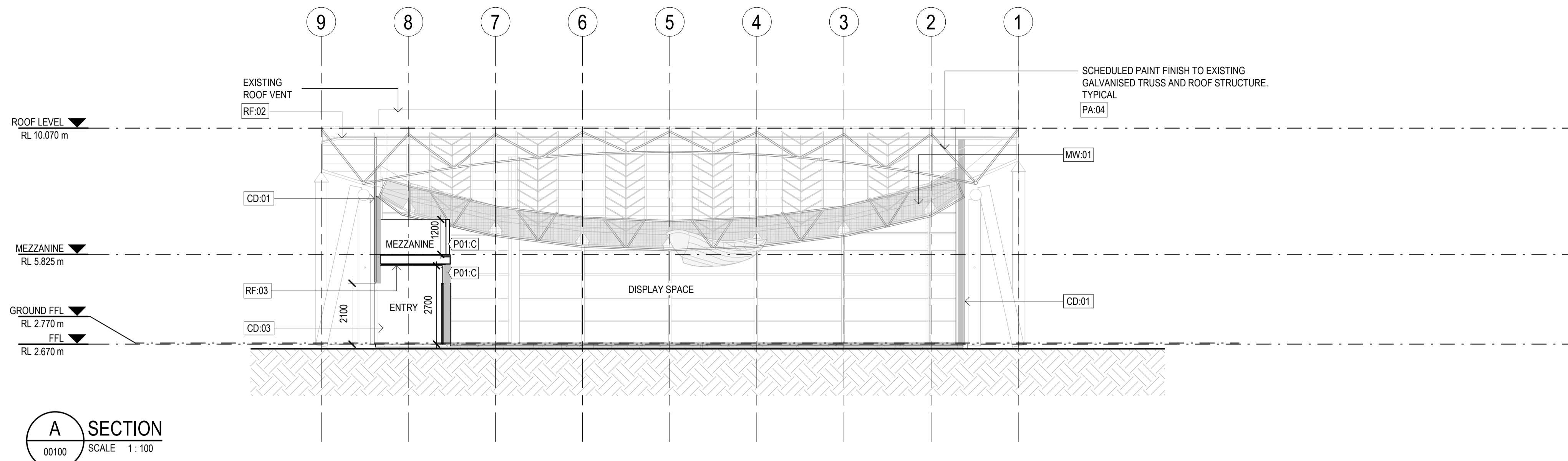
Client **WEST COAST COUNCIL**
Project **STRAHAN WATERFRONT DEVELOPMENT**
Status **FOR TENDER**

Drawing Title **WCVIC - ELEVATIONS**

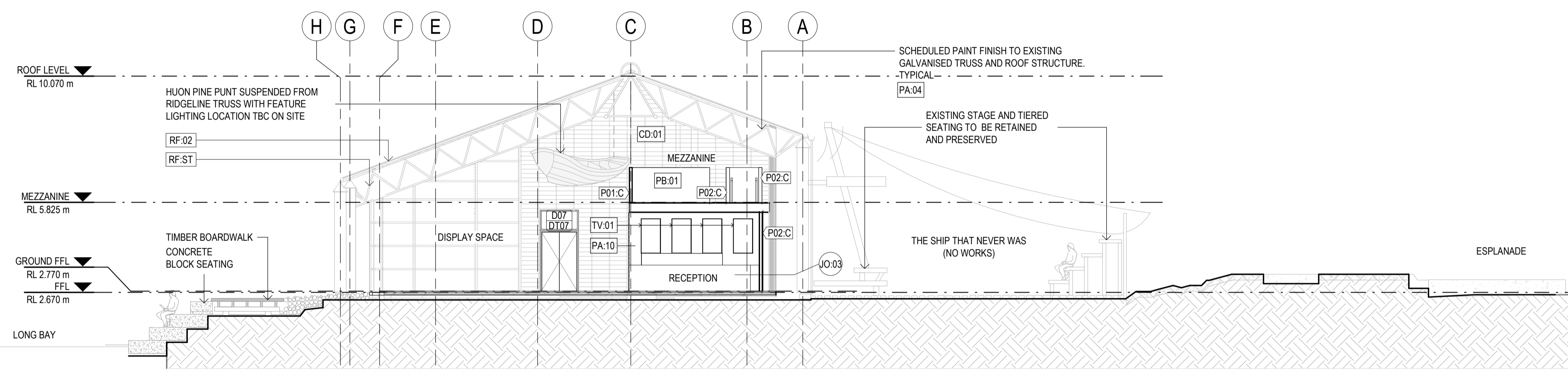
Drawing No. **12616322-GHD-00-00-DRG-AR-00400**

Size
A1

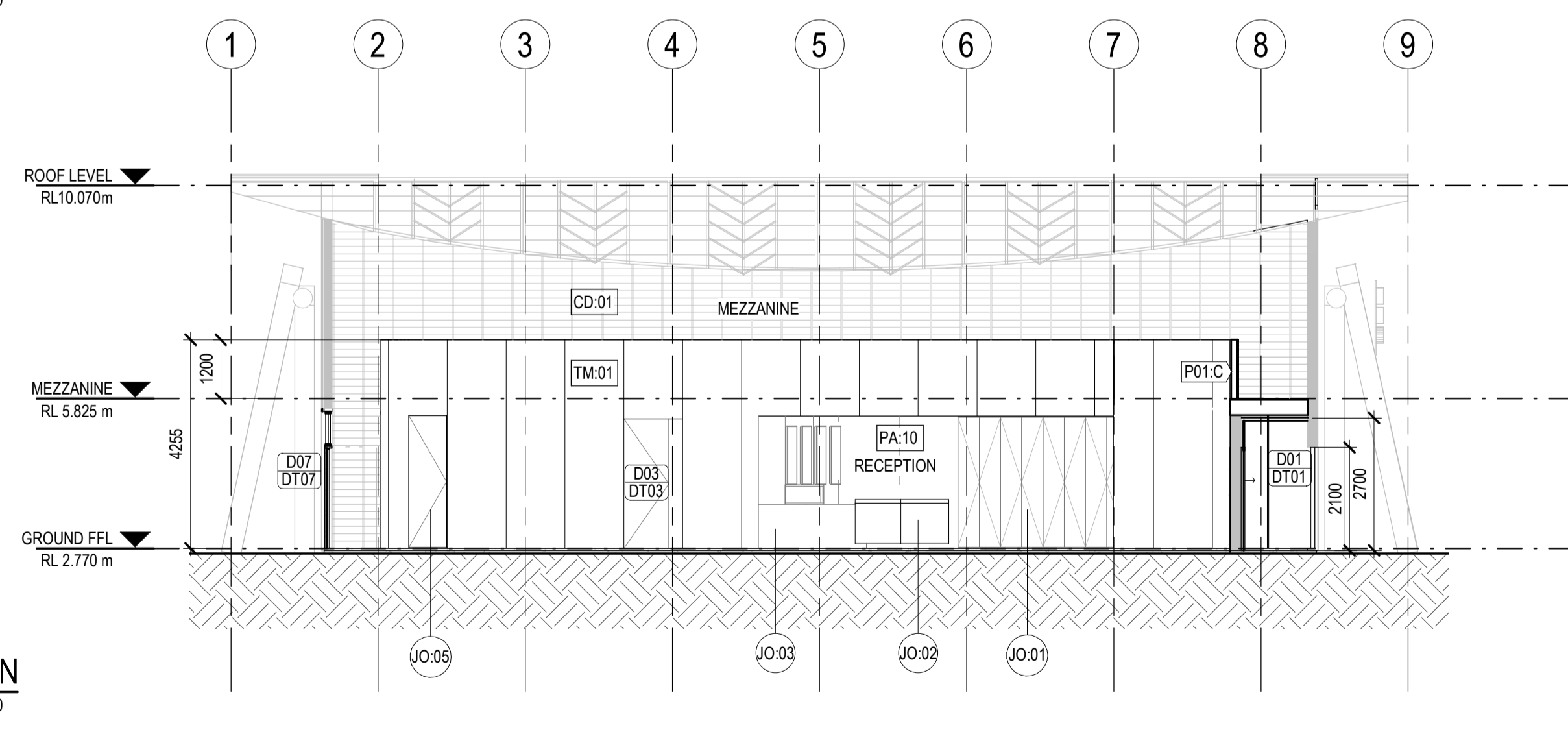
Rev
P04



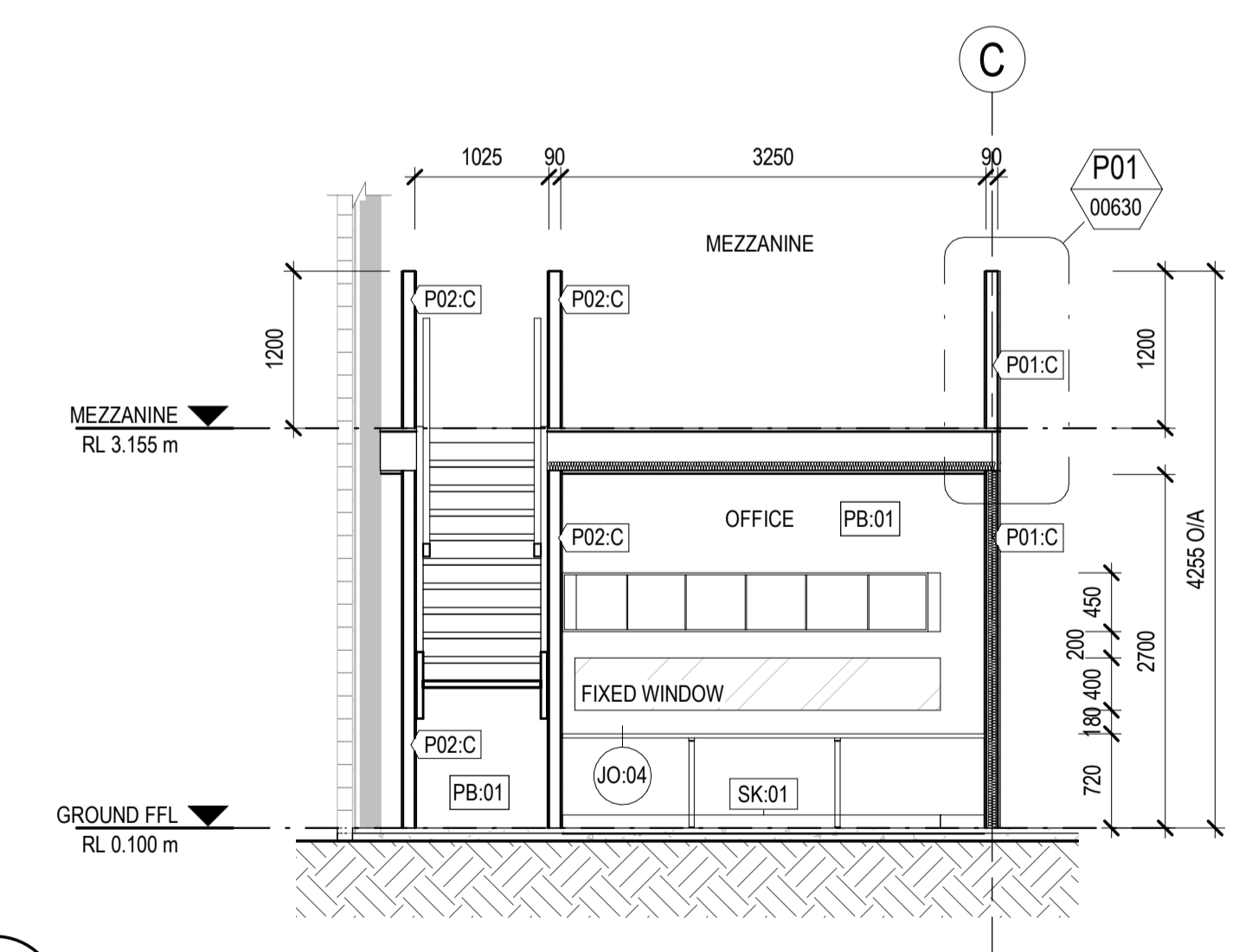
A SECTION
00100 SCALE 1:100



B SECTION
00100 SCALE 1:100




C SECTION
00100 SCALE 1:100



D SECTION
00100 SCALE 1:50

P04 TENDER ISSUE	CO	SD	01.03.24	
P03 CD 80% ISSUE	CO	SD	07.02.24	
P02 CD COORDINATION ISSUE	CO	SD	12.12.23	
P01 DD 90% ISSUE	CO	SD	27.10.23	
Rev	Description	Checked	Approved	Date
01	Drafting Check	C. O'BRIEN		
02	Design Check	B. WILKIE		
	Reg Architect	SIMON DUNNE		
	State and Reg No.	TAS 701		



2 Salamanca square Hobart TAS 7000 Australia
GPO Box 667 Hobart TAS 7001
T 61 3 6210 0600 F 61 3 6210 0601
E hnsamail@ghd.com W www.ghd.com
Conditions of Use: This document may only be used by GHD Design's client (and any other person who GHD Design has agreed can use this document) for the purpose for which it was prepared and must not be used by any other person or for any other purpose.



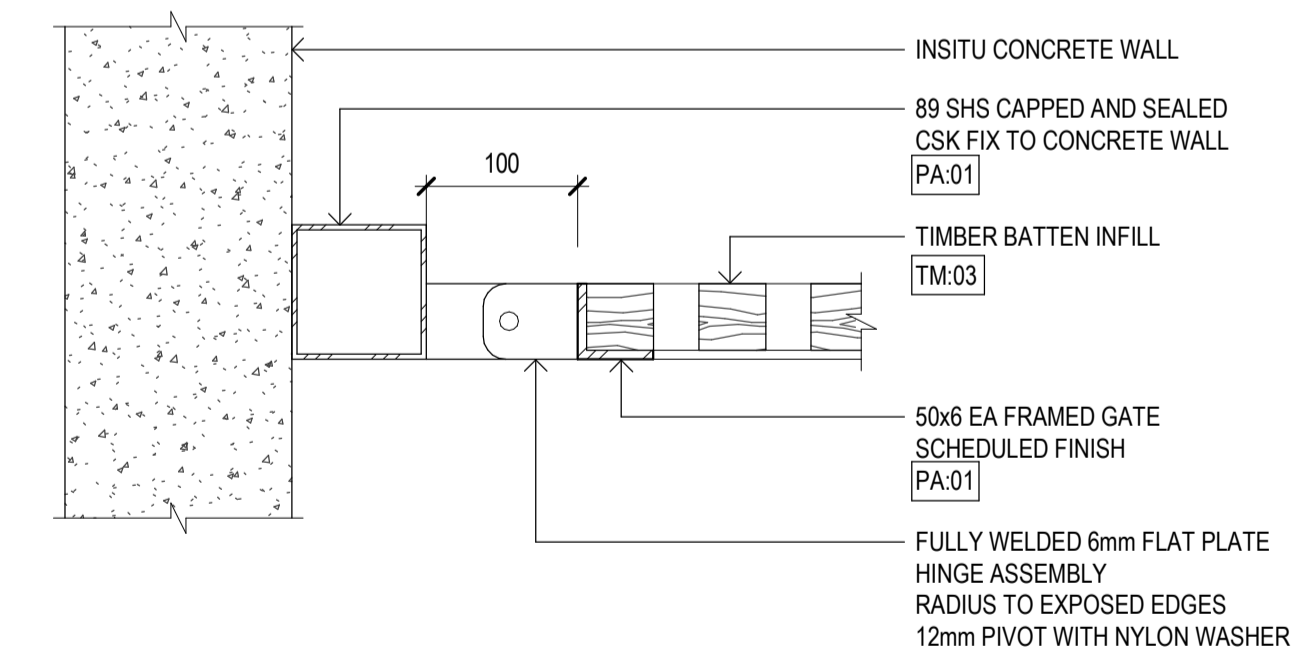
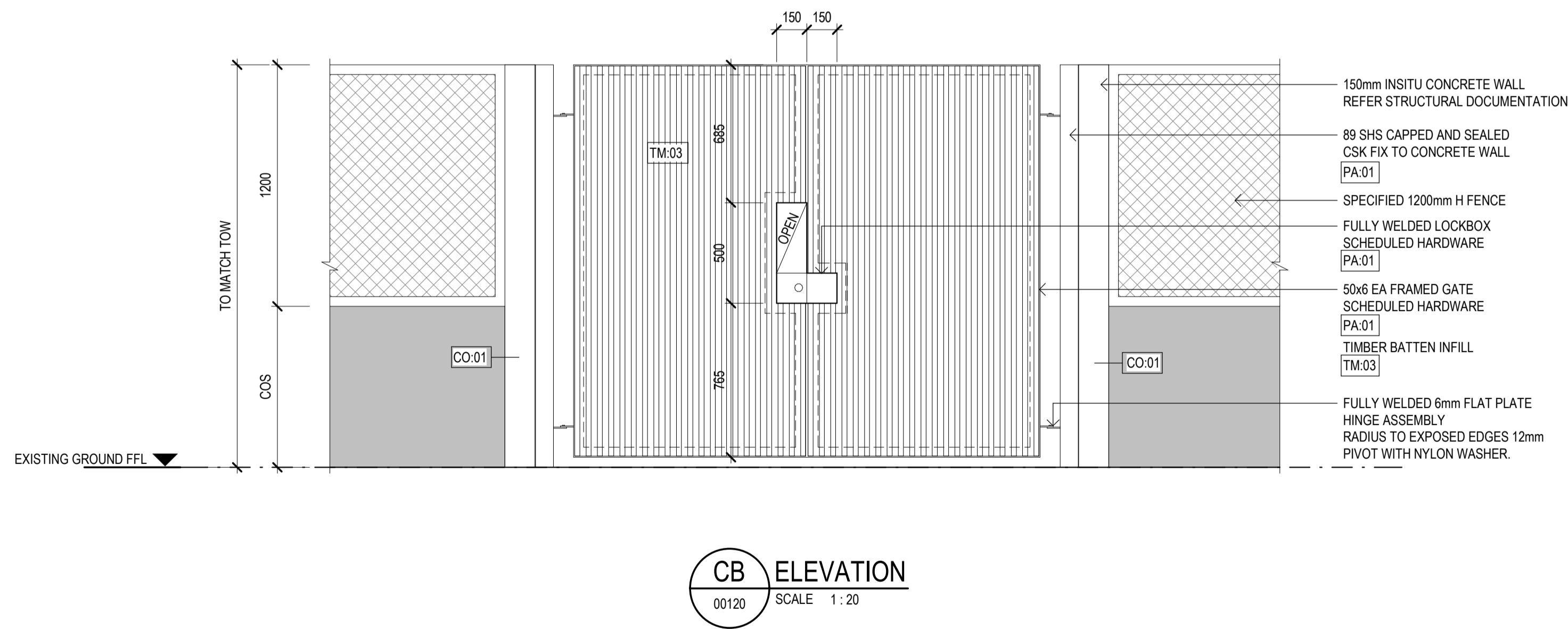
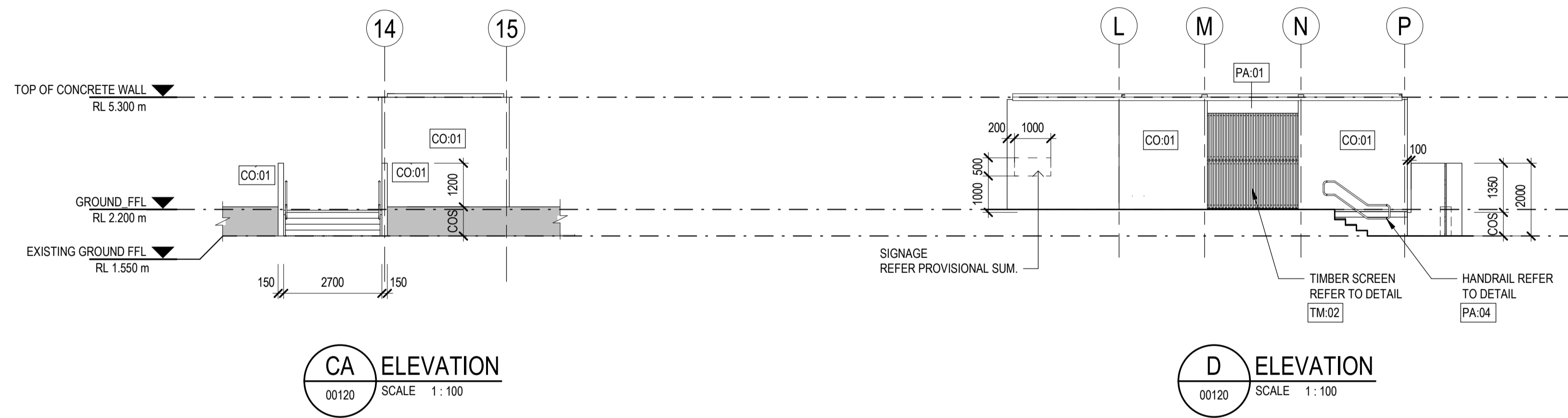
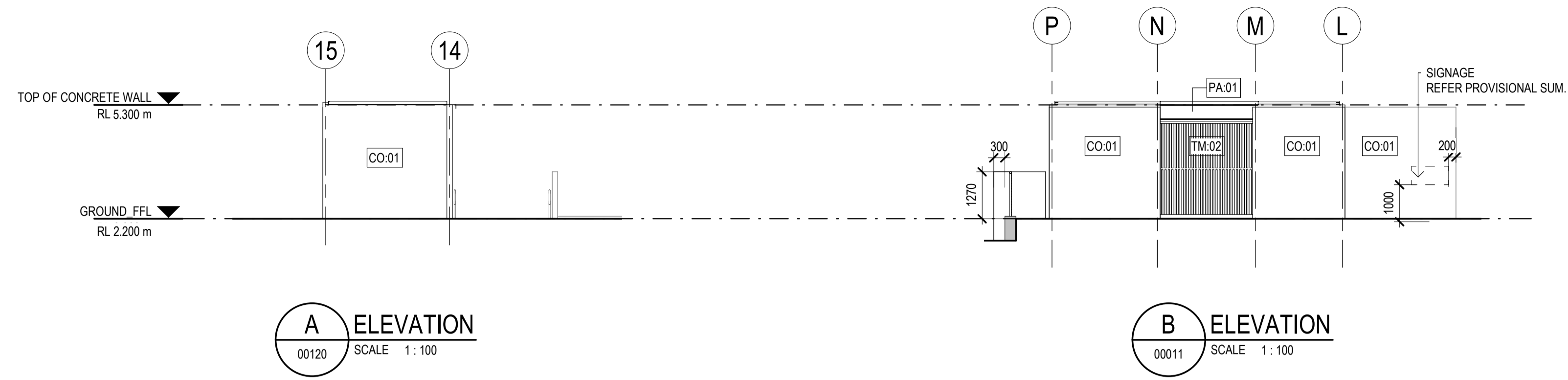
Project No. 12616322

Client **WEST COAST COUNCIL**
Project **STRAHAN WATERFRONT DEVELOPMENT**
Status **FOR TENDER**

Drawing Title **WCVIC - SECTIONS**

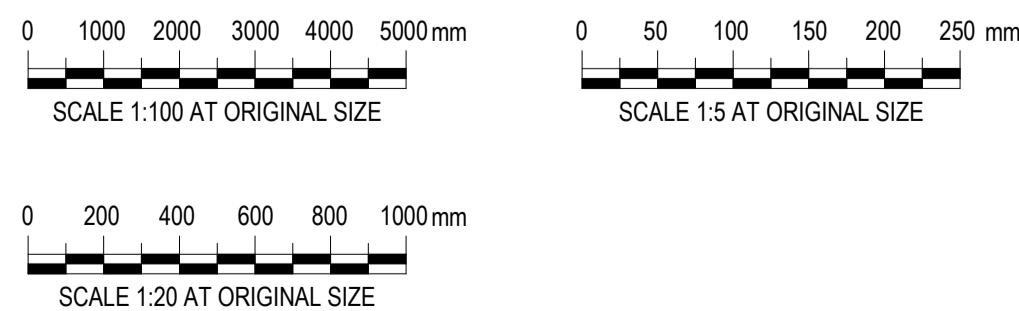
12616322-GHD-00-00-DRG-AR-00401

Size **A1**
Rev **P04**



Rev	Description	Checked	Approved	Date
P04	TENDER ISSUE	CO	SD	01.03.24
P03	CD 80% ISSUE	CO	SD	07.02.24
P02	CD COORDINATION ISSUE	CO	SD	12.12.23
P01	DD 90% ISSUE	CO	SD	27.10.23

Drafting Check	C. O'BRIEN	Reg Architect	SIMON DUNNE
Design Check	B. WILKIE	State and Reg No.	TAS 701



2 Salamanca square Hobart TAS 7000 Australia
GPO Box 667 Hobart TAS 7001
T 61 3 6210 0600 F 61 3 6210 0601
E hsb@mail@ghd.com W www.ghd.com

Conditions of Use: This document may only be used by GHD Design's client (and any other person who GHD Design has agreed can use this document) for the purpose for which it was prepared and must not be used by any other person or for any other purpose.



Client **WEST COAST COUNCIL**

Project **STRAHAN WATERFRONT DEVELOPMENT**

Status **FOR TENDER**

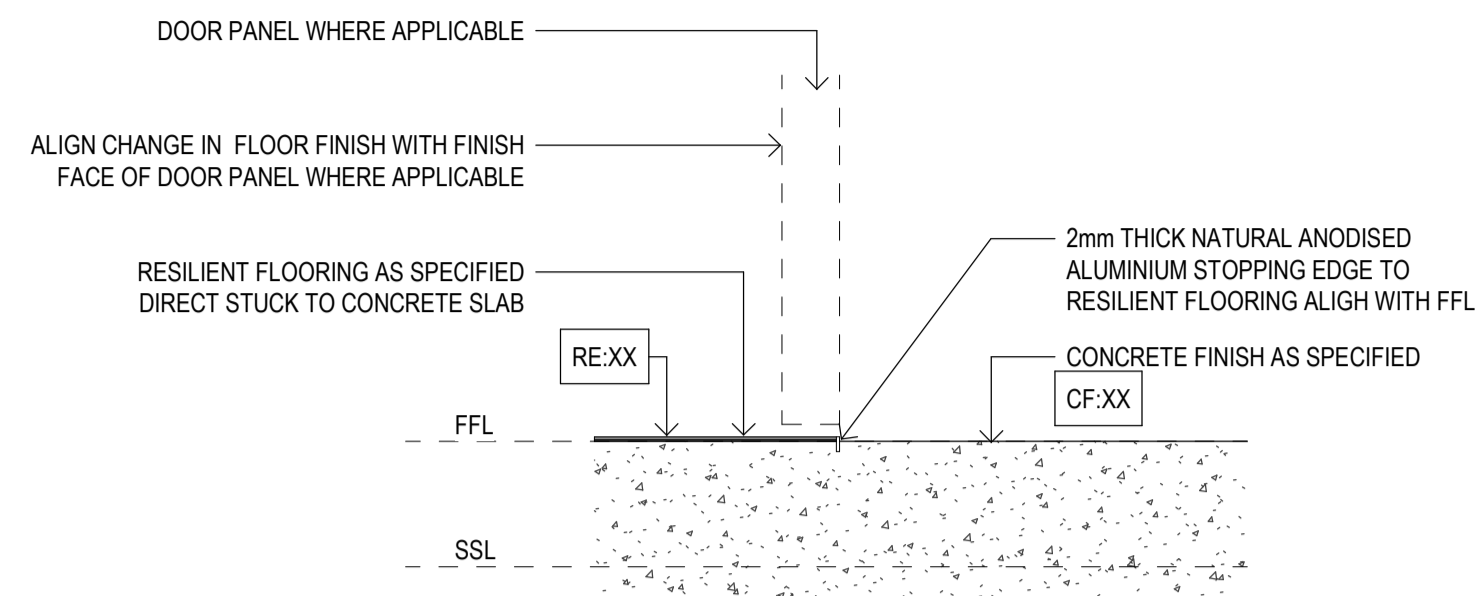
Project No. **12616322**

Drawing Title **TOILET BLOCK - ELEVATIONS**

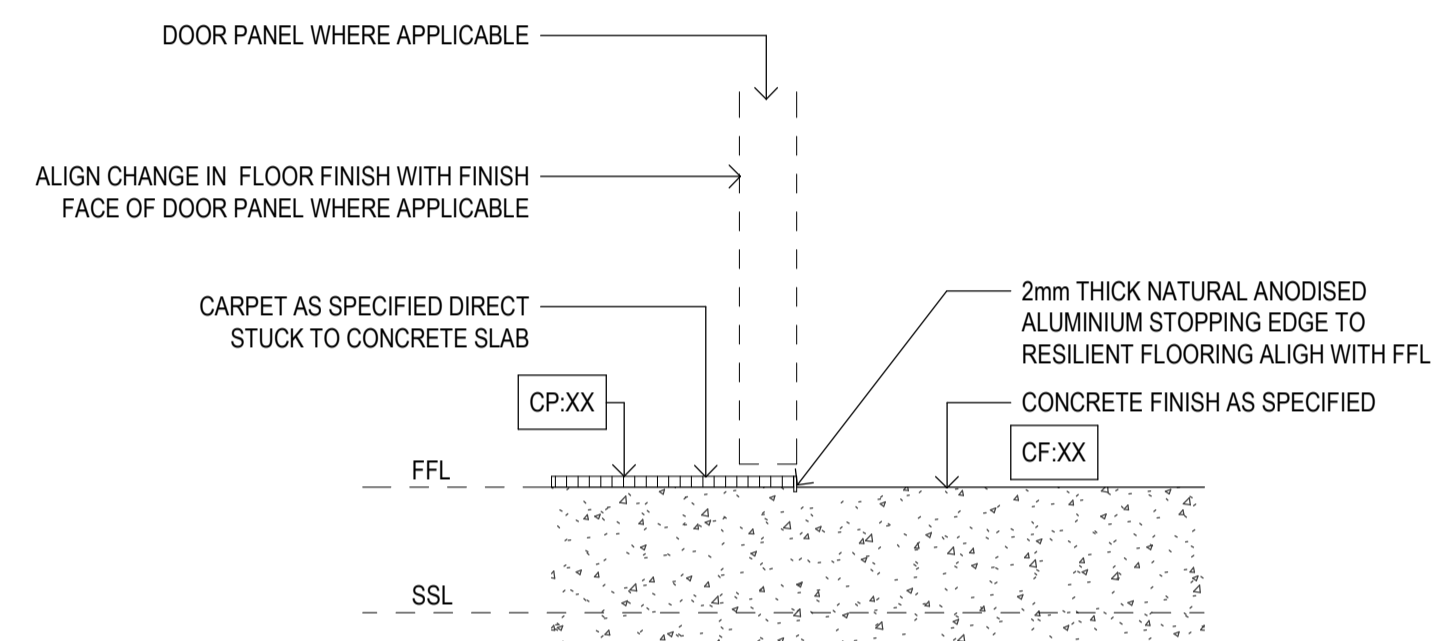
Drawing No. **12616322-GHD-00-00-DRG-AR-00420**

Size **A1**

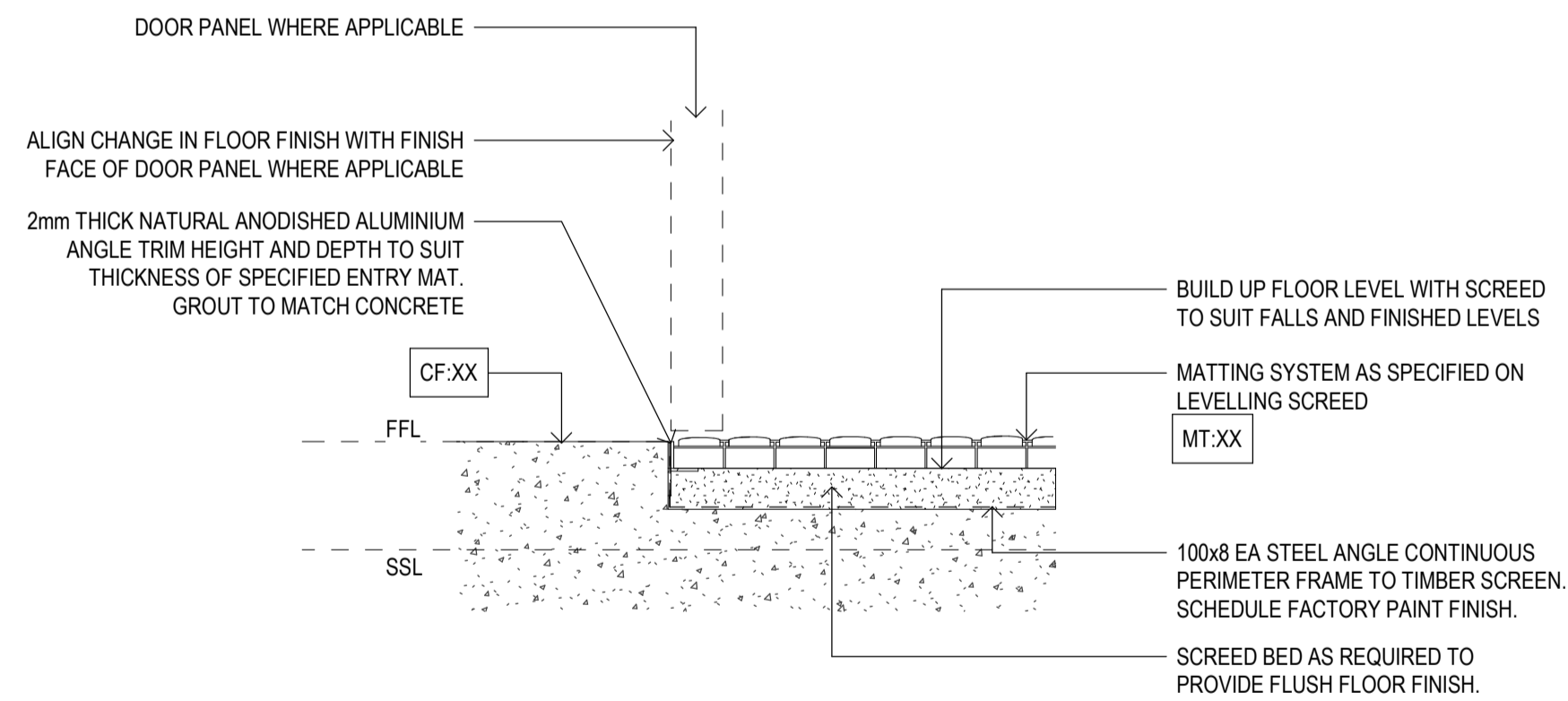
Rev **P04**



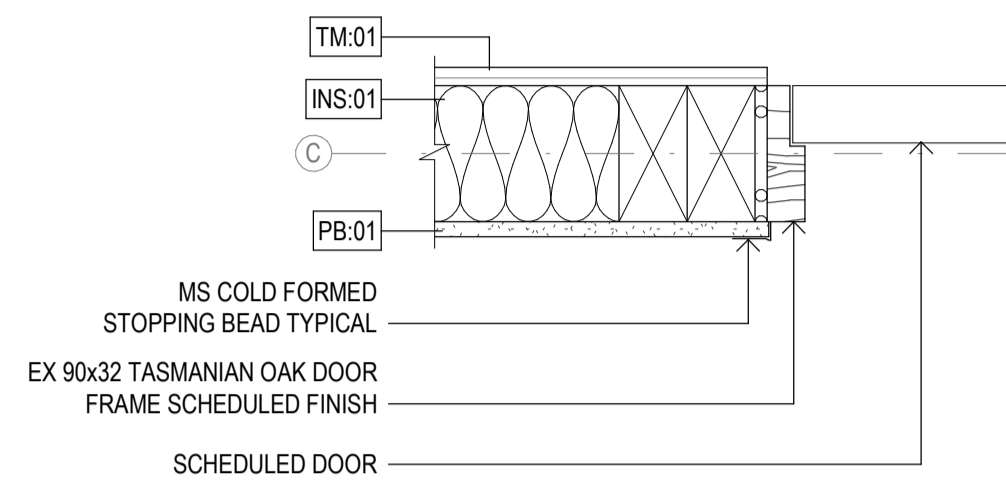
RESILIENT FLOORING TO CONCRETE FINISH
SCALE 1:5



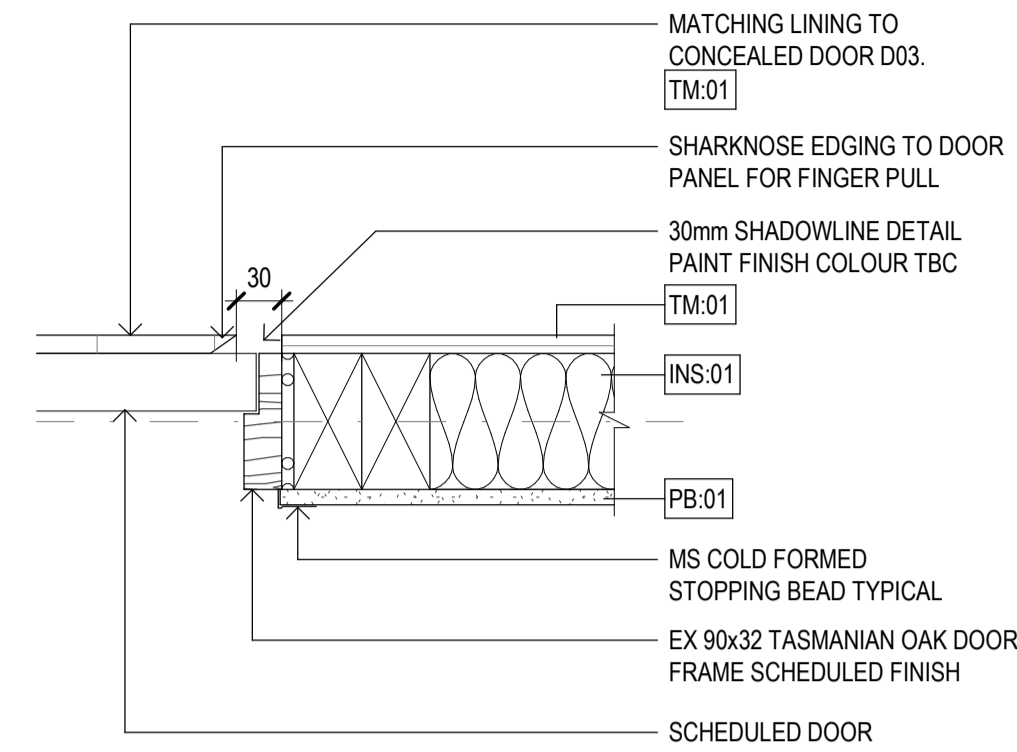
CONCRETE FINISH TO CARPET TILE
SCALE 1:5



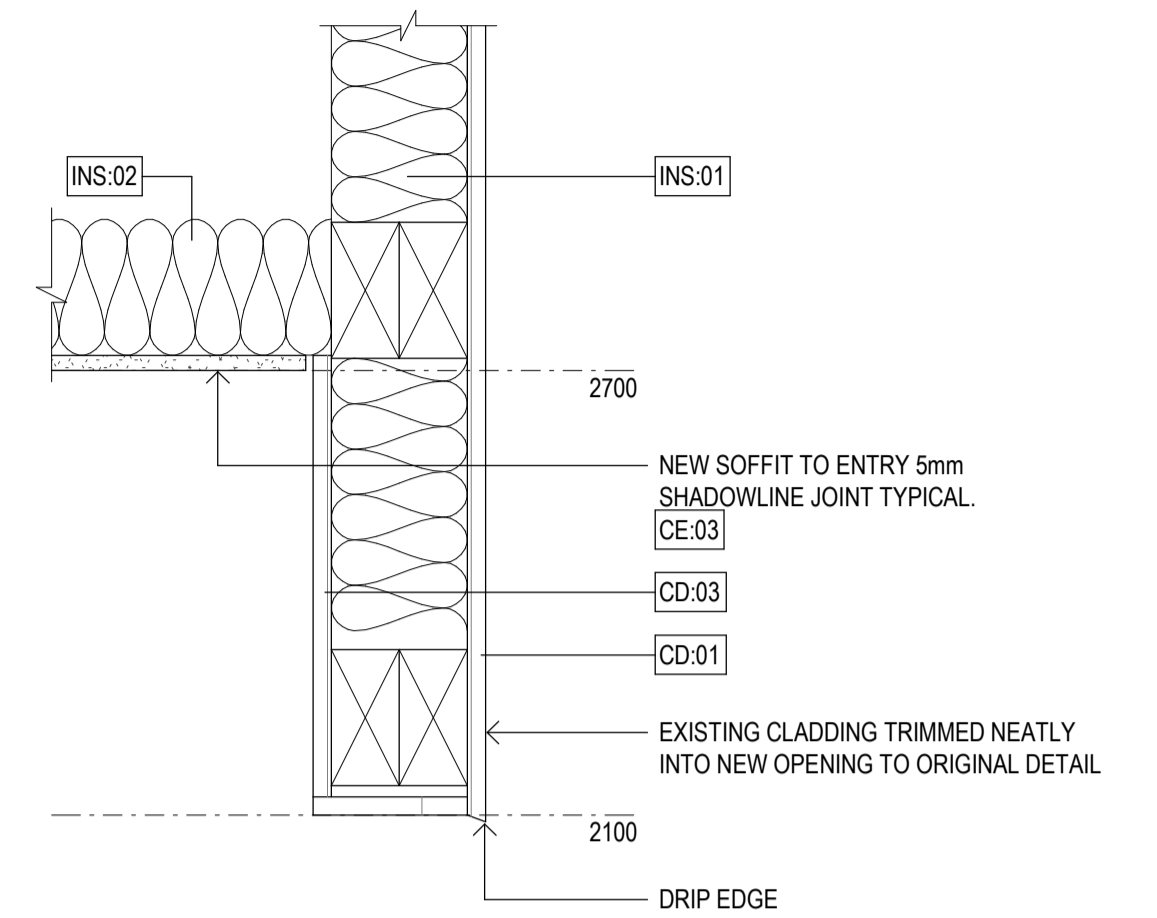
CONCRETE FINISH TO ENTRY MATT
SCALE 1:5



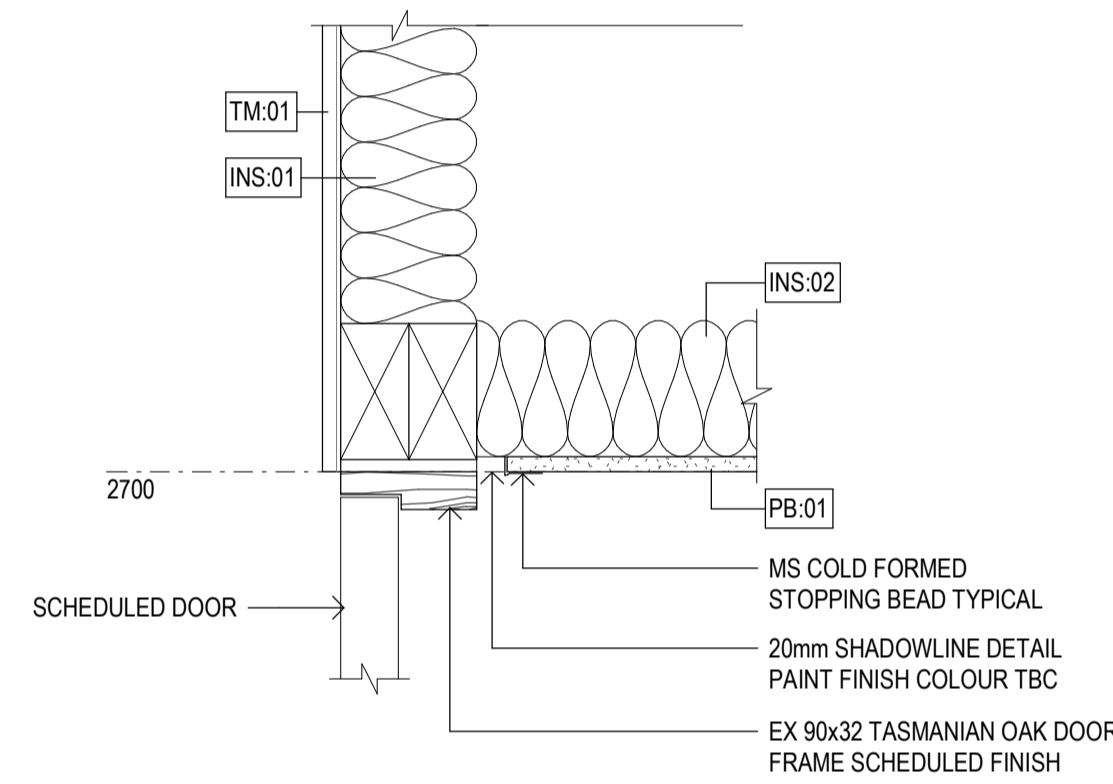
1 DETAIL - TYP INTERNAL DOOR JAMB
SCALE 1:5



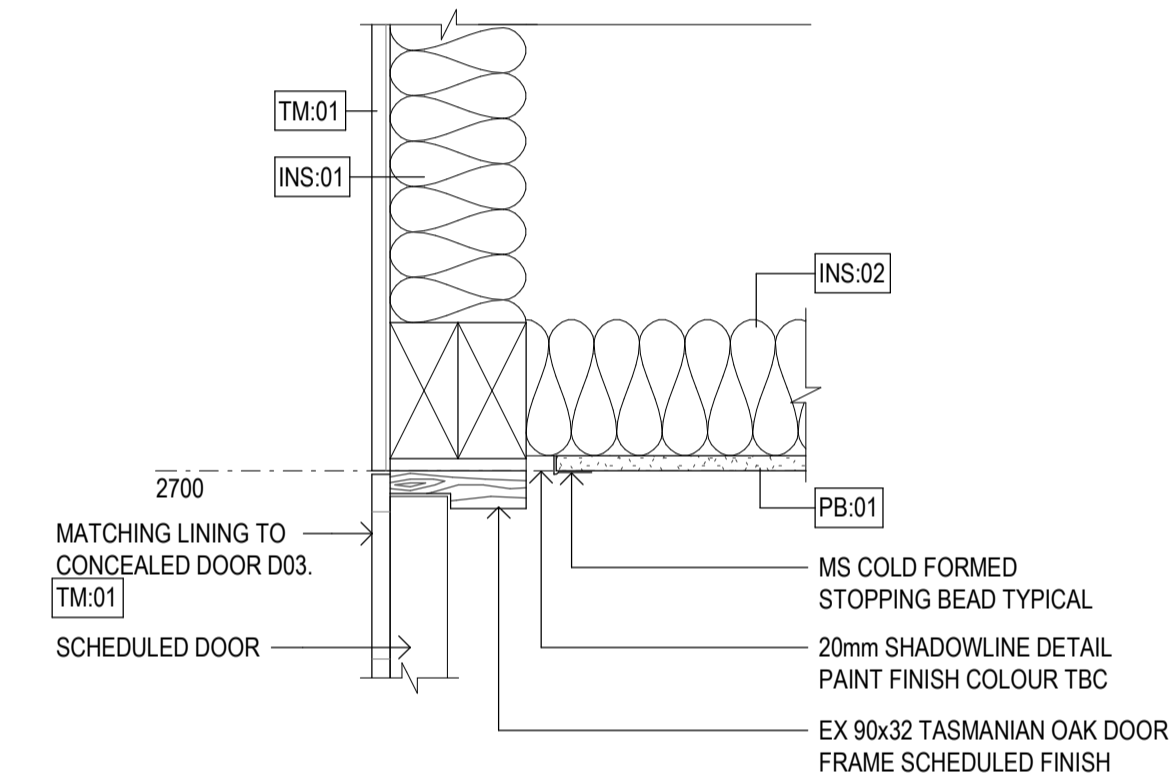
1A DETAIL - D03 CONCEALED DOOR JAMB
SCALE 1:5



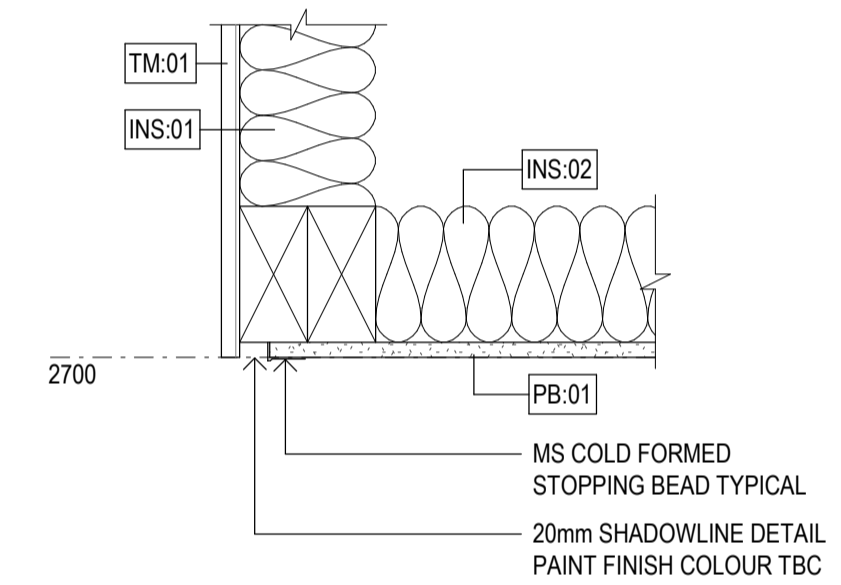
3 DETAIL - ENTRY SOFFIT
SCALE 1:5



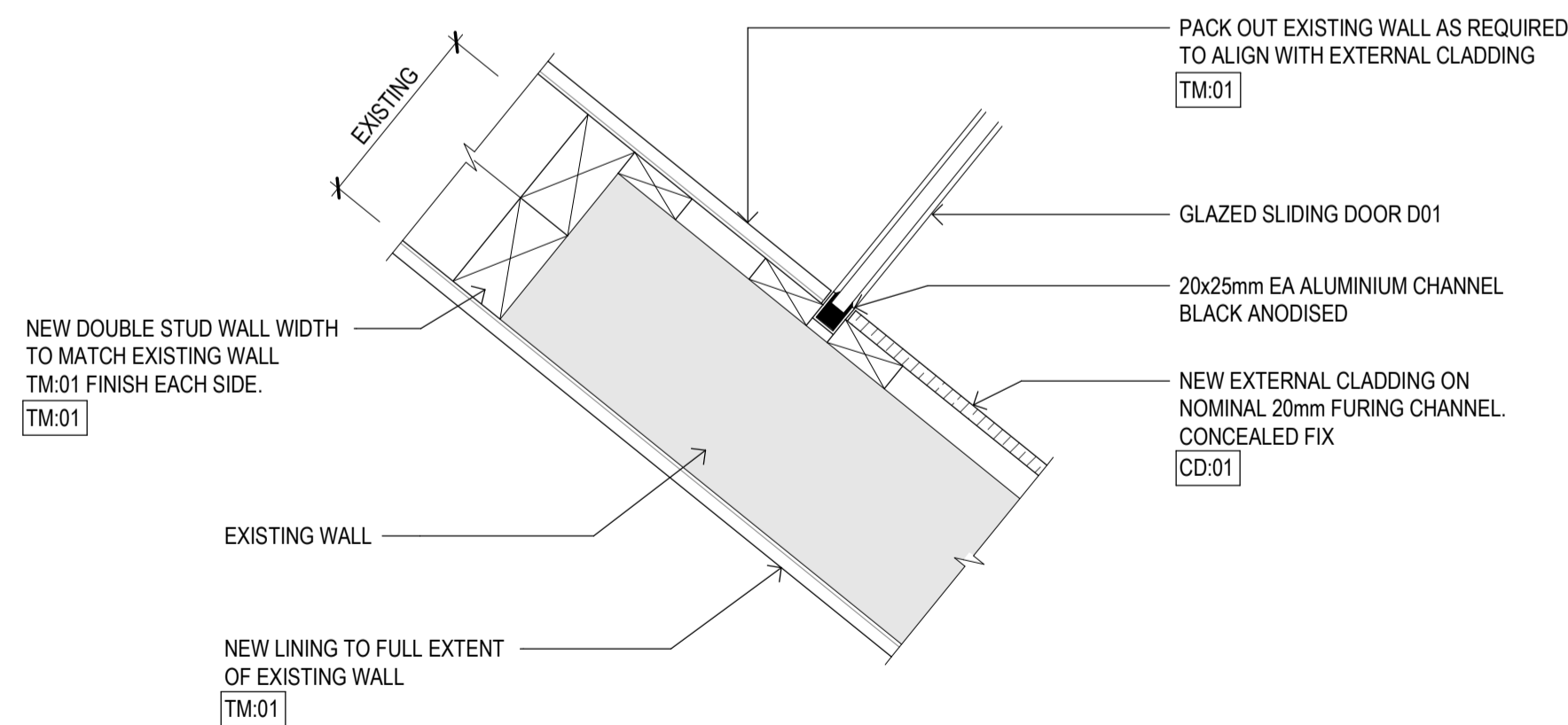
1- DETAIL - TYP INTERNAL DOOR HEAD
SCALE 1:5




1A- DETAIL - D03 CONCEALED DOOR HEAD
SCALE 1:5



- DETAIL - TYP CEILING JUNCTION
SCALE 1:5



2 DETAIL - D01 WALL JUNCTION
SCALE 1:5



SCALE 1:5 AT ORIGINAL SIZE

Rev	Description	Checked	Approved	Date
P04	TENDER ISSUE	CO	SD	01.03.24
P03	CD 80% ISSUE	CO	SD	07.02.24
P02	CD COORDINATION ISSUE	CO	SD	12.12.23
P01	DD 90% ISSUE	CO	SD	27.10.23
Drafting Check C. O'BRIEN		Reg Architect SIMON DUNNE		
Design Check B. WILKIE		State and Reg No. TAS 701		



2 Salamanca square Hobart TAS 7000 Australia
GPO Box 667 Hobart TAS 7001
T 61 3 6210 0600 F 61 3 6210 0601
E hns@mail@ghd.com W www.ghd.com

Conditions of Use: This document may only be used by GHD Design's client (and any other person who GHD Design has agreed can use this document) for the purpose for which it was prepared and must not be used by any other person or for any other purpose.



Project No. 12616322

Client WEST COAST COUNCIL

Project STRAHAN WATERFRONT DEVELOPMENT

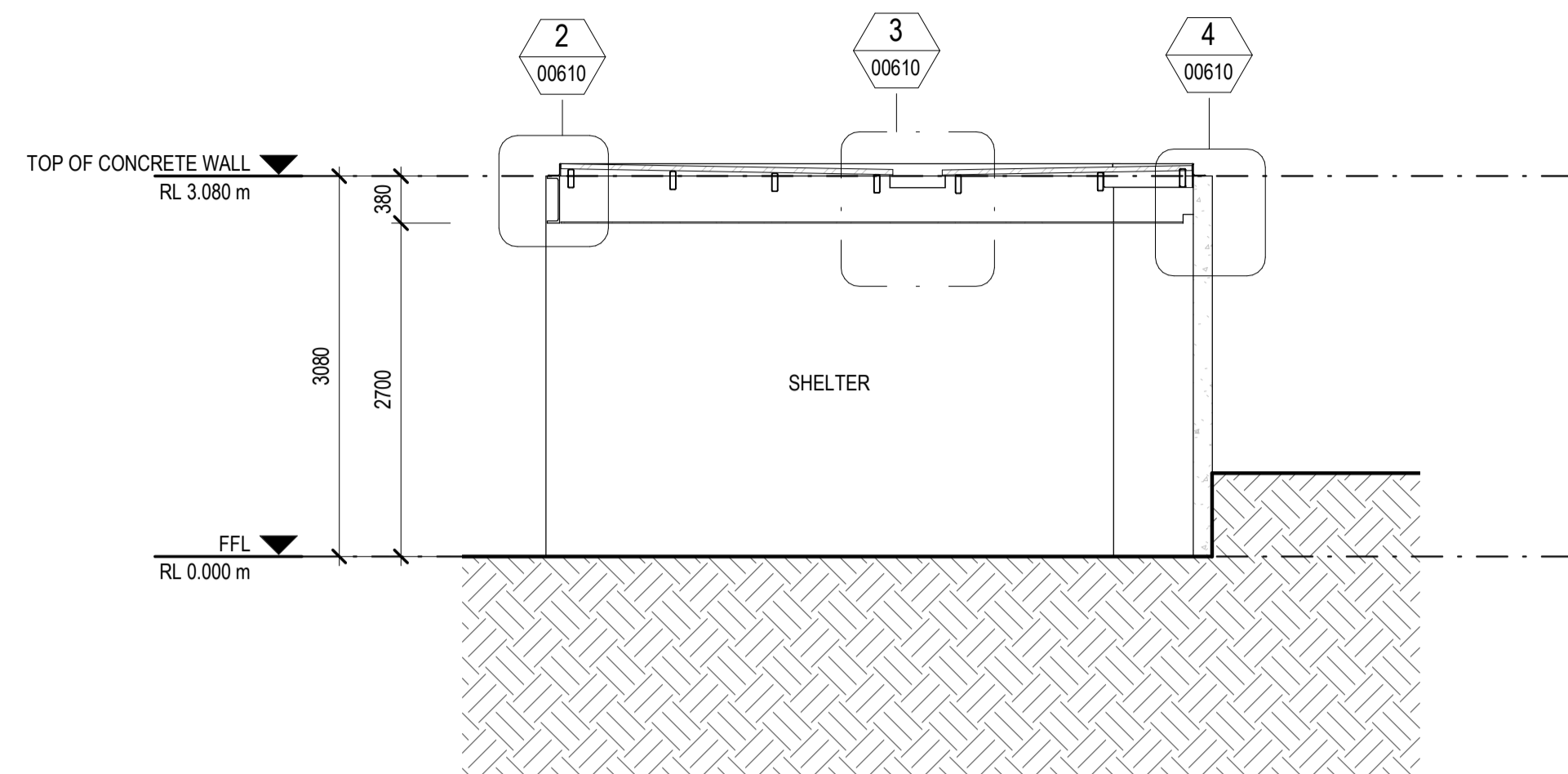
Status FOR TENDER

Drawing Title WCVIC - DETAILS SHEET 1 OF 1

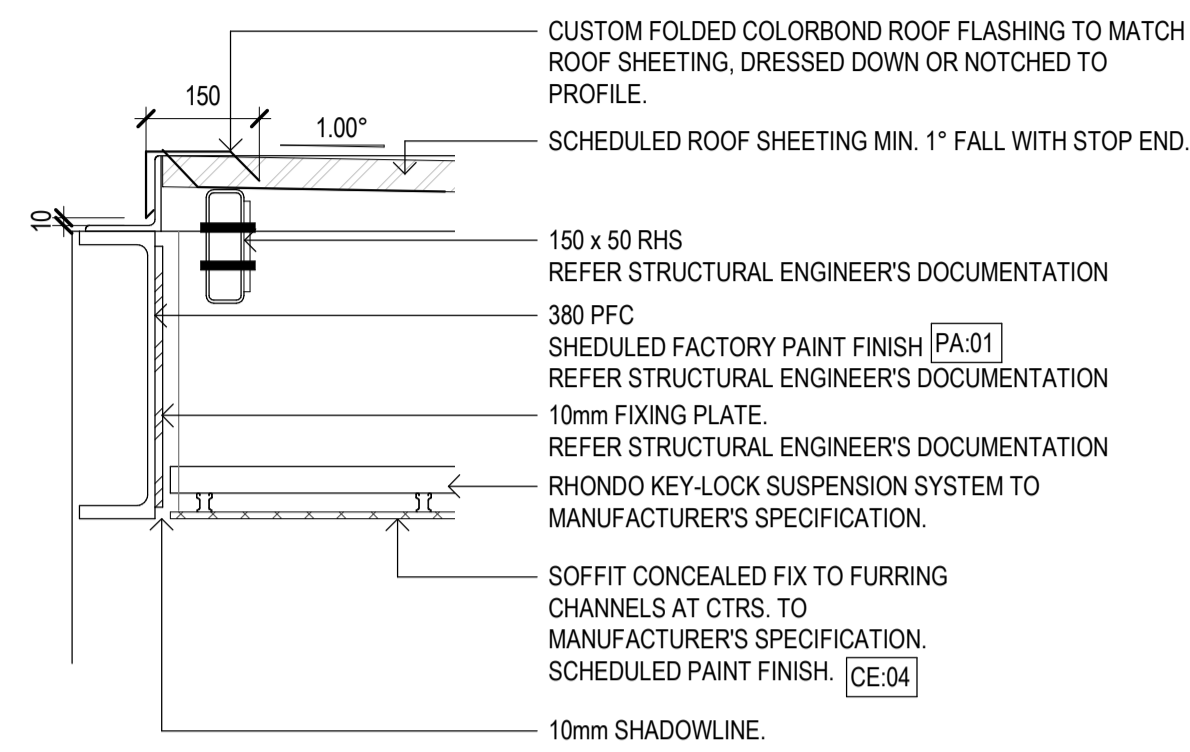
12616322-GHD-00-00-DRG-AR-00600

Size A1

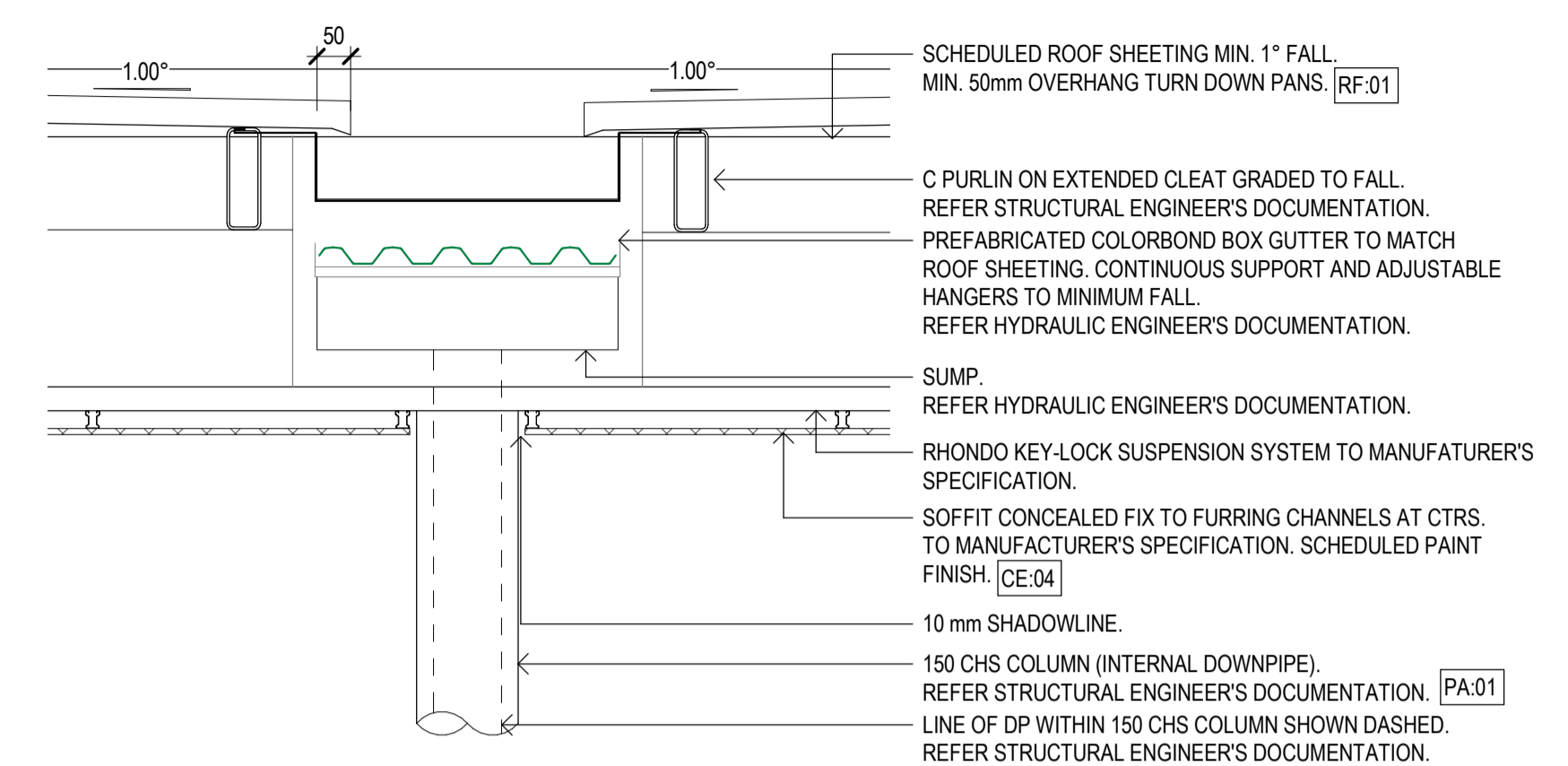
Rev P04



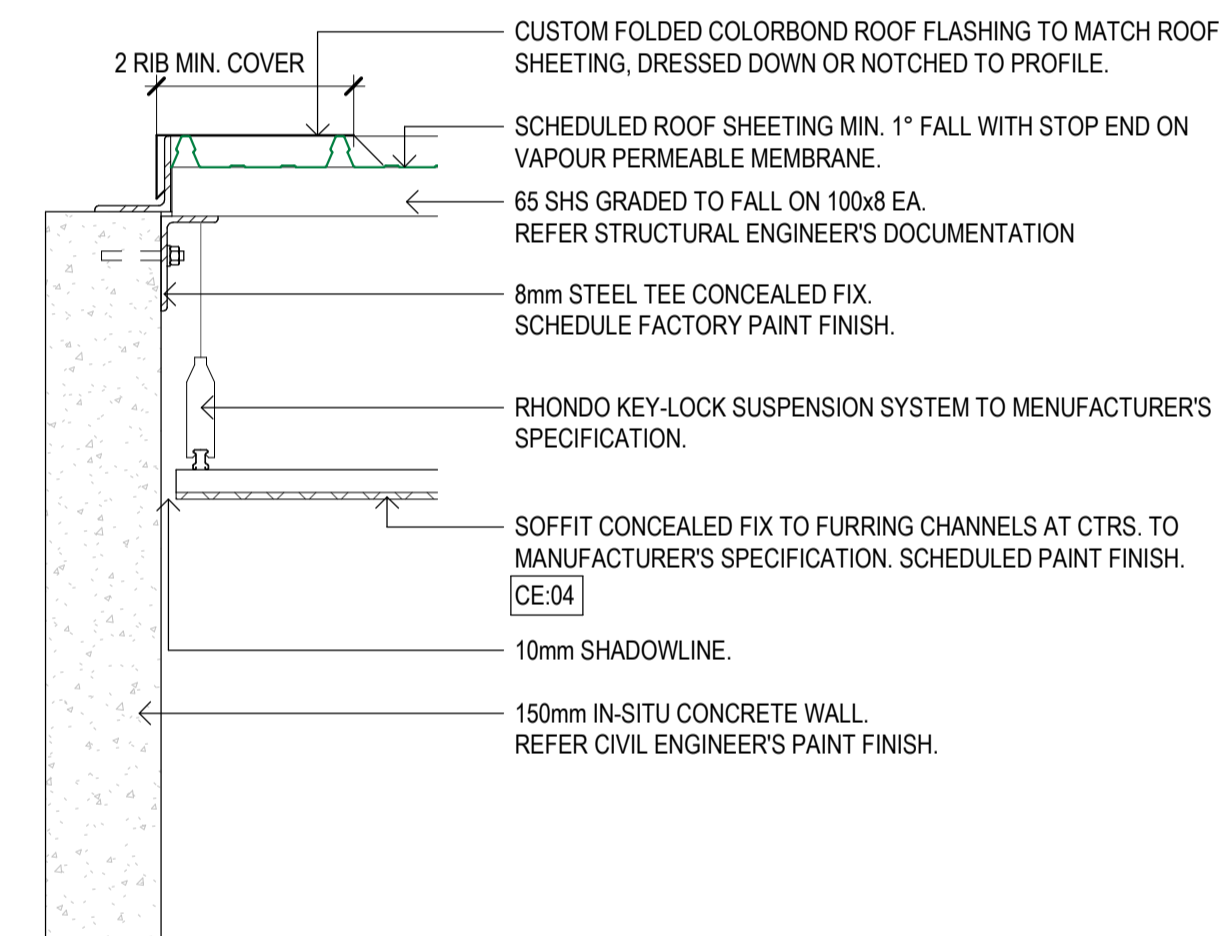
1 SECTION
00110 SCALE 1:50



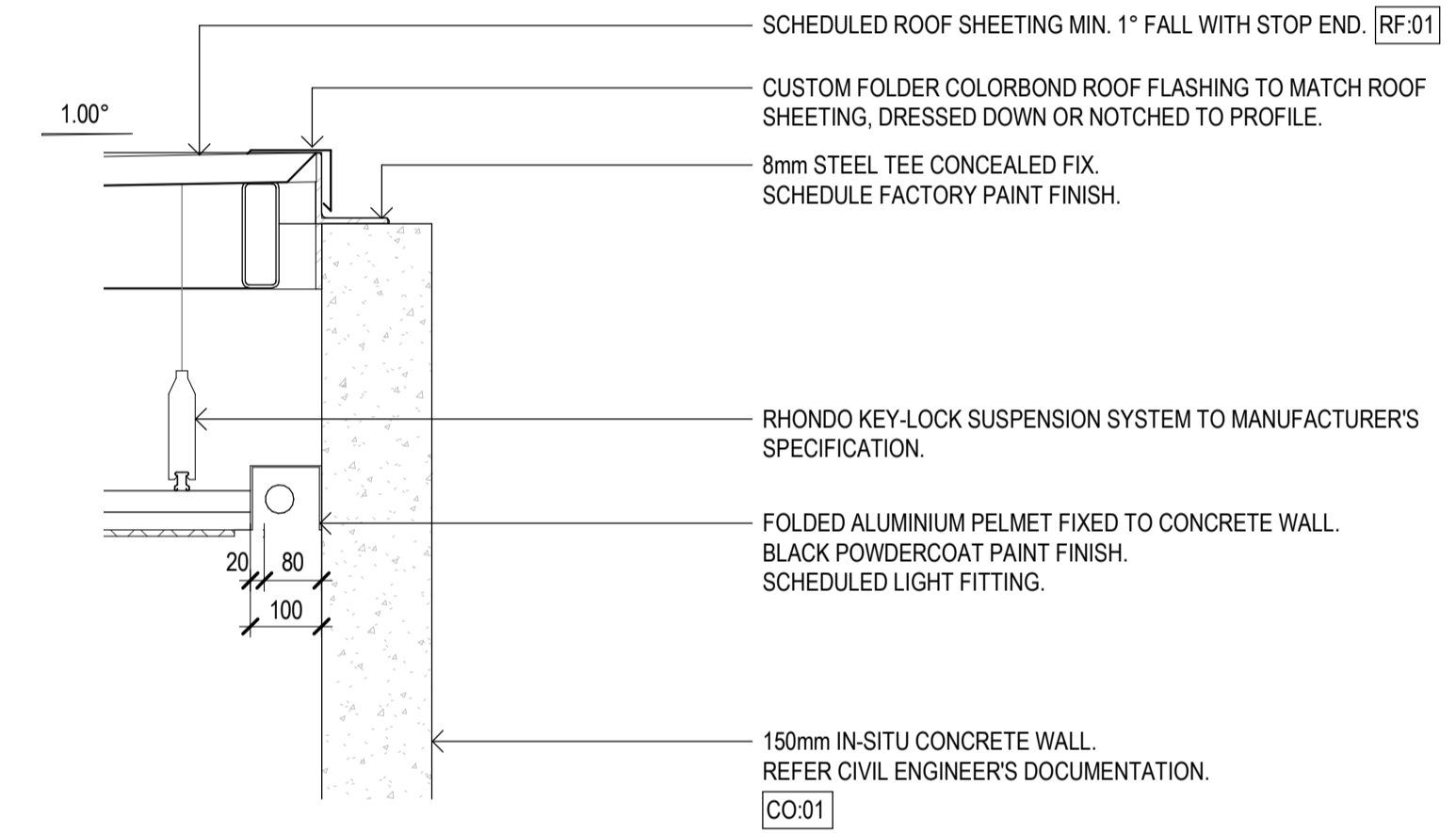
2 DETAIL
00610 SCALE 1:10



3 DETAIL
00610 SCALE 1:10

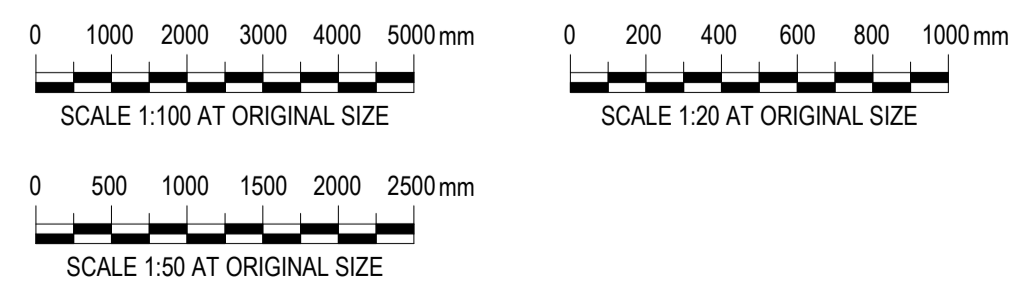


5 DETAIL
00110 SCALE 1:10



4 DETAIL
00610 SCALE 1:10

Rev	Description	Checked	Approved	Date
P04	TENDER ISSUE	CO	SD	01.03.24
P03	CD 80% ISSUE	CO	SD	07.02.24
P02	CD COORDINATION ISSUE	CO	SD	12.12.23
P01	DD 90% ISSUE	CO	SD	27.10.23
Drafting Check C. O'BRIEN		Reg Architect SIMON DUNNE		
Design Check B. WILKIE		State and Reg No. TAS 701		



2 Salamanca square Hobart TAS 7000 Australia
GPO Box 667 Hobart TAS 7001
T 61 3 6210 0600 F 61 3 6210 0601
E hnamail@ghd.com W www.ghd.com
Conditions of Use: This document may only be used by GHD Design's client (and any other person who GHD Design has agreed can use this document) for the purpose for which it was prepared and must not be used by any other person or for any other purpose.



Project No. 12616322

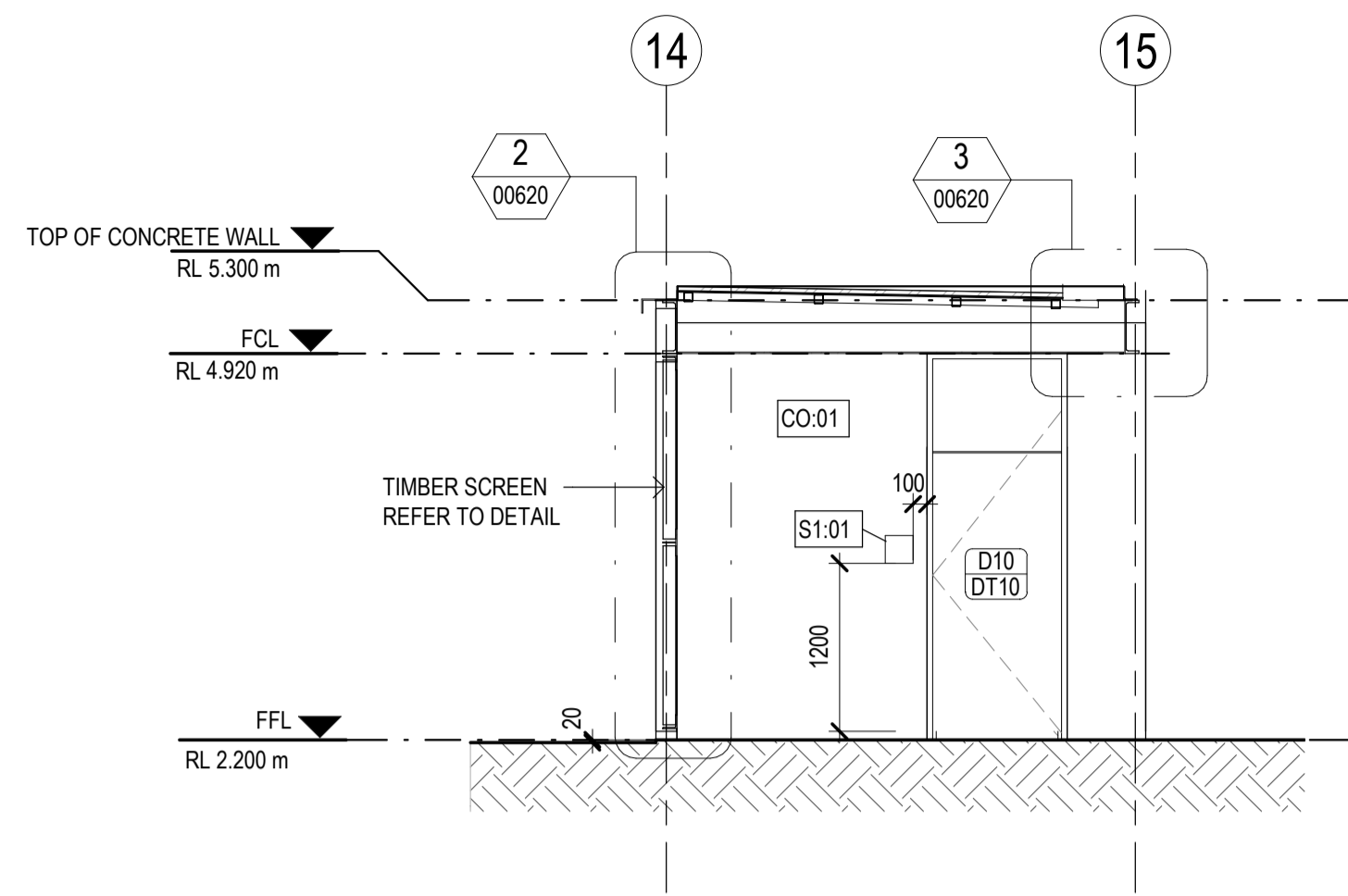
Client **WEST COAST COUNCIL**
Project **STRAHAN WATERFRONT DEVELOPMENT**
Status **FOR TENDER**

Drawing Title **SHELTER - DETAILS SHEET 1 OF 1**

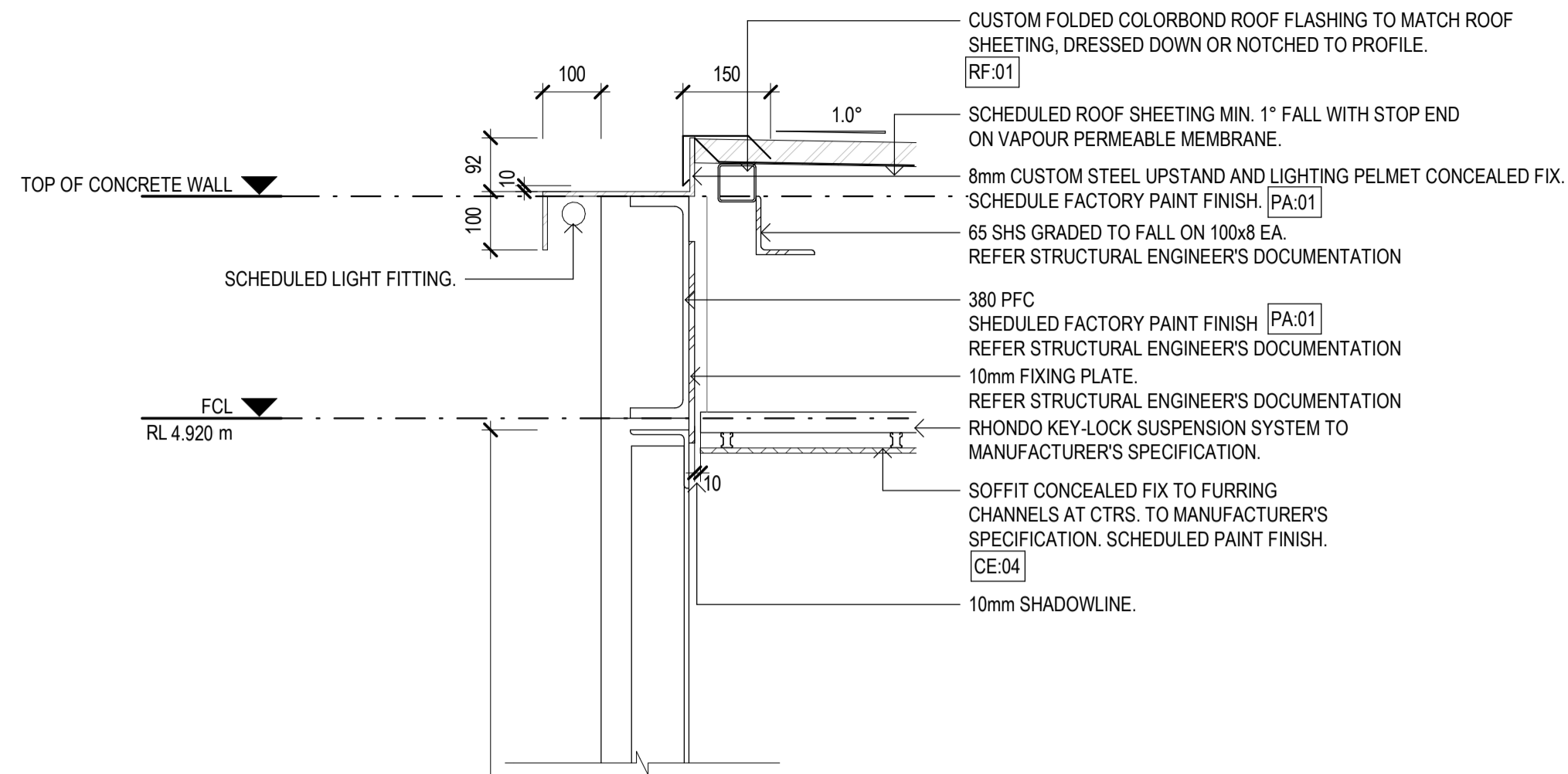
Drawing No. 12616322-GHD-00-00-DRG-AR-00610

Size **A1**

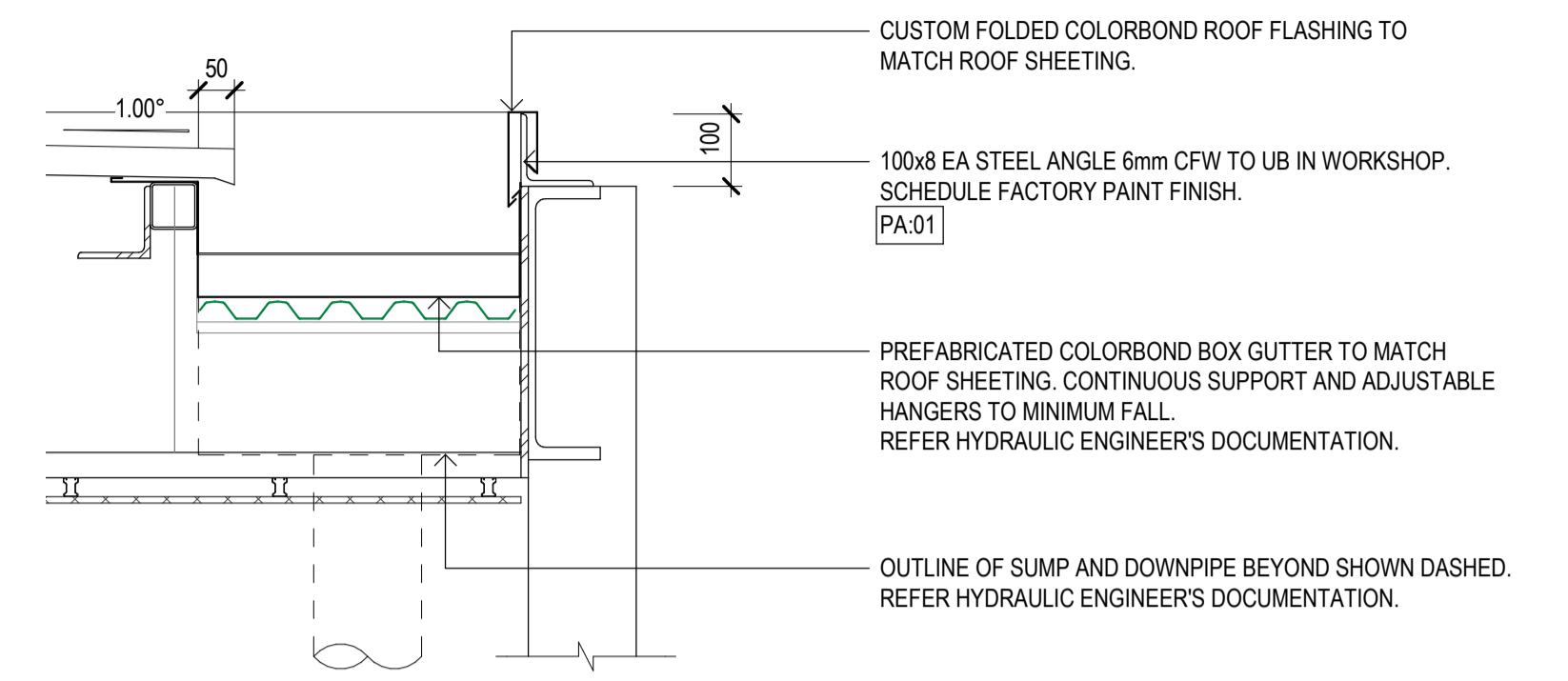
Rev **P04**



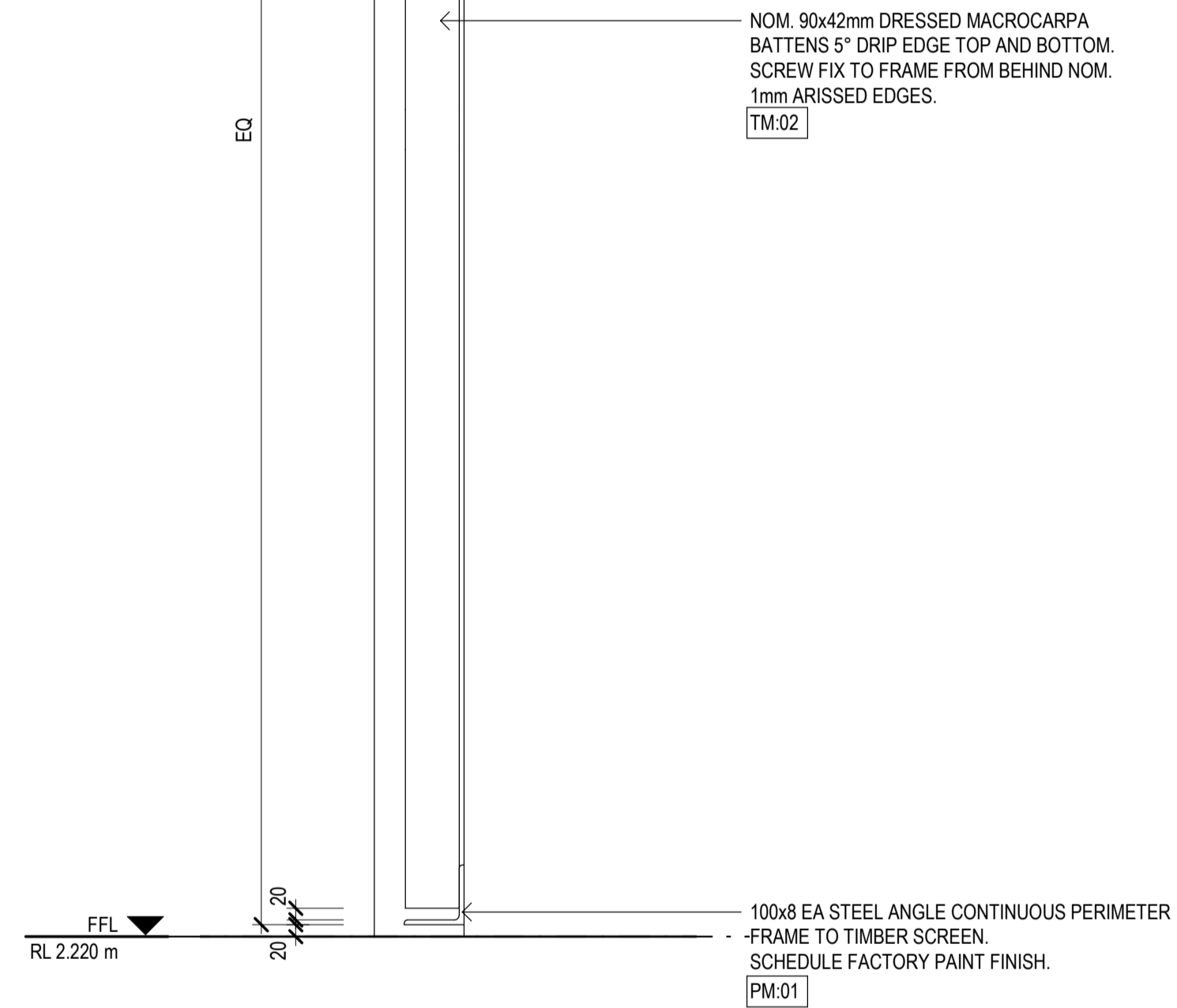
1 SECTION
00120 SCALE 1:50



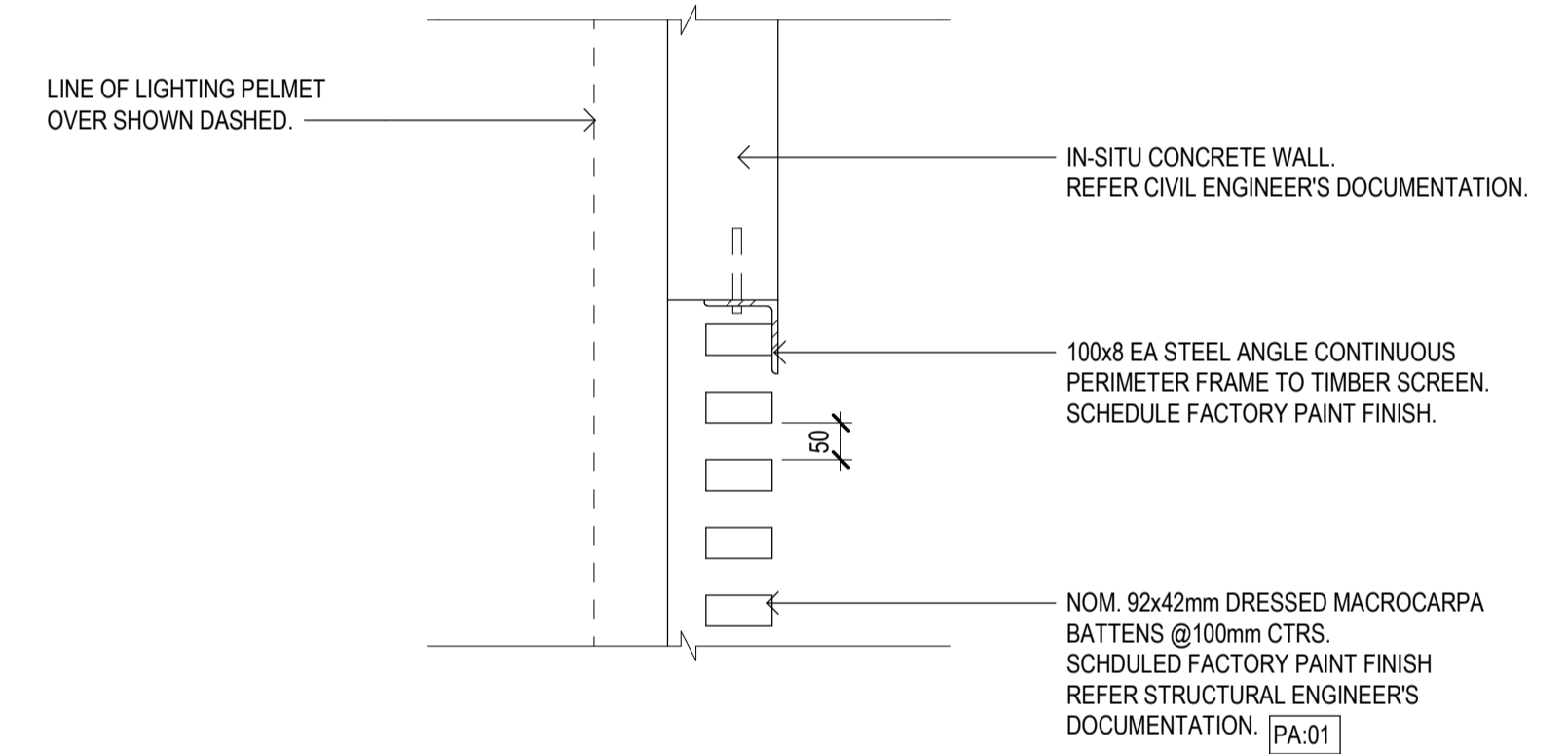
2 DETAIL
00620 SCALE 1:10



3 DETAIL
00620 SCALE 1:10




4 DETAIL
00120 SCALE 1:10



Rev	Description	Checked	Approved	Date
P04	TENDER ISSUE	CO	SD	01.03.24
P03	CD 80% ISSUE	CO	SD	07.02.24
P02	CD COORDINATION ISSUE	CO	SD	12.12.23
P01	DD 90% ISSUE	CO	SD	27.10.23

Rev	Description	Checked	Approved	Date
01	Drafting Check	C. O'BRIEN		
02	Design Check	B. WILKIE		
03	Reg Architect	SIMON DUNNE		
04	State and Reg No.	TAS 701		



2 Salamanca square Hobart TAS 7000 Australia
GPO Box 667 Hobart TAS 7001
T 61 3 6210 0600 F 61 3 6210 0601
E hnamail@ghd.com W www.ghd.com
Conditions of Use: This document may only be used by GHD Design's client (and any other person who GHD Design has agreed can use this document) for the purpose for which it was prepared and must not be used by any other person or for any other purpose.



Project No.
12616322

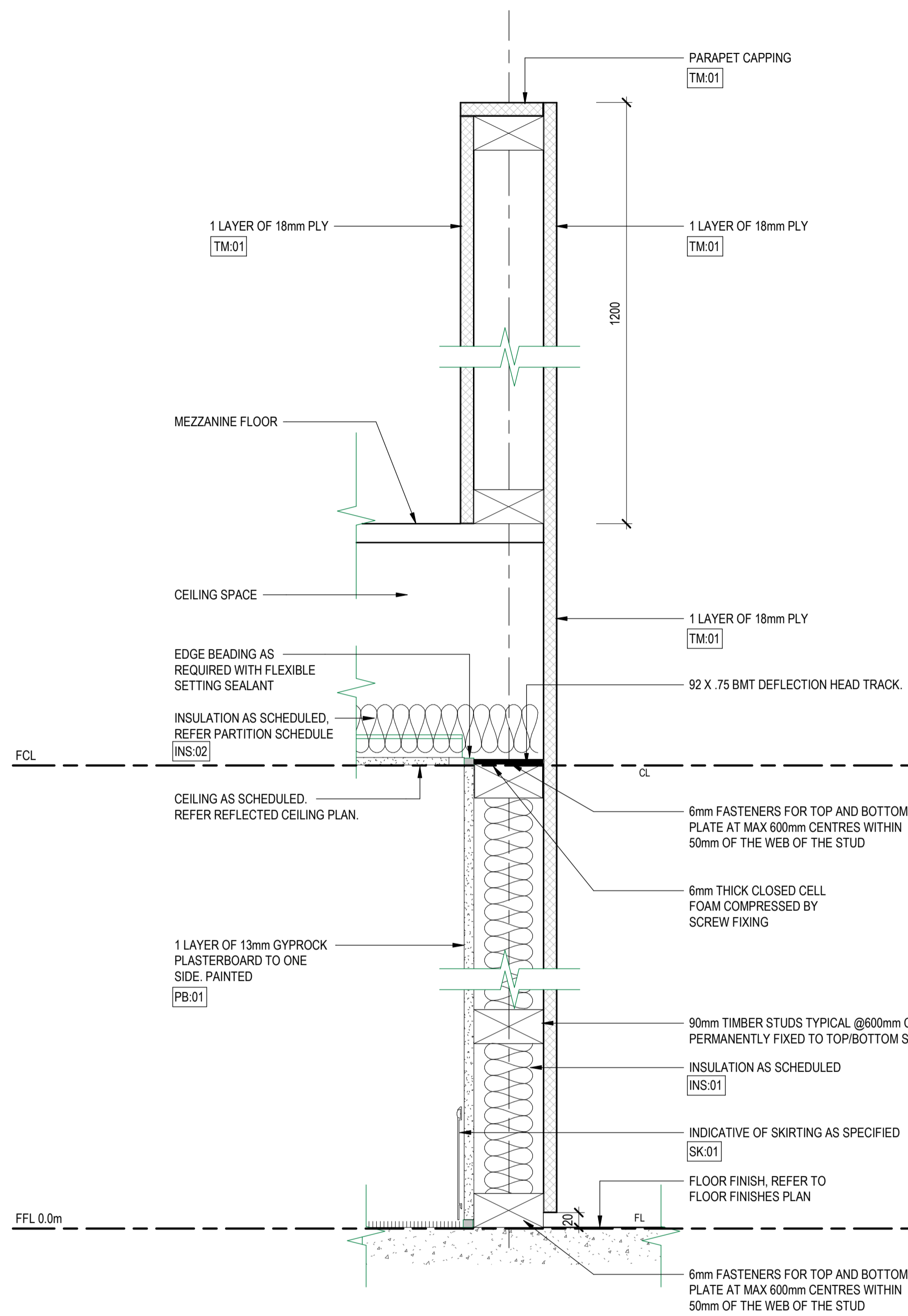
Client **WEST COAST COUNCIL**
Project **STRAHAN WATERFRONT DEVELOPMENT**
Status **FOR TENDER**

Drawing Title **TOILET BLOCK - DETAILS SHEET 1 OF 1**

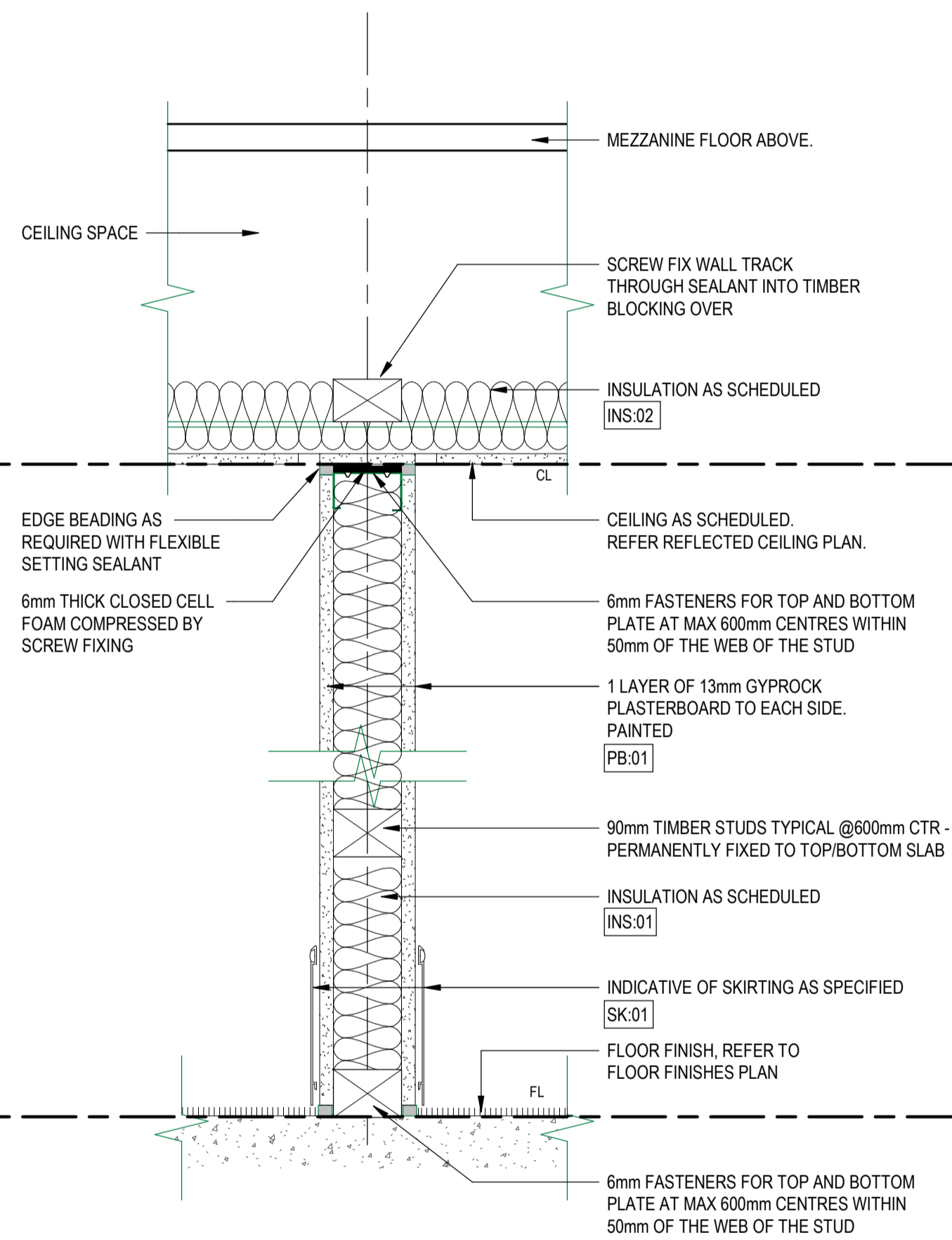
Drawing No. **12616322-GHD-00-00-DRG-AR-00620**

Size
A1

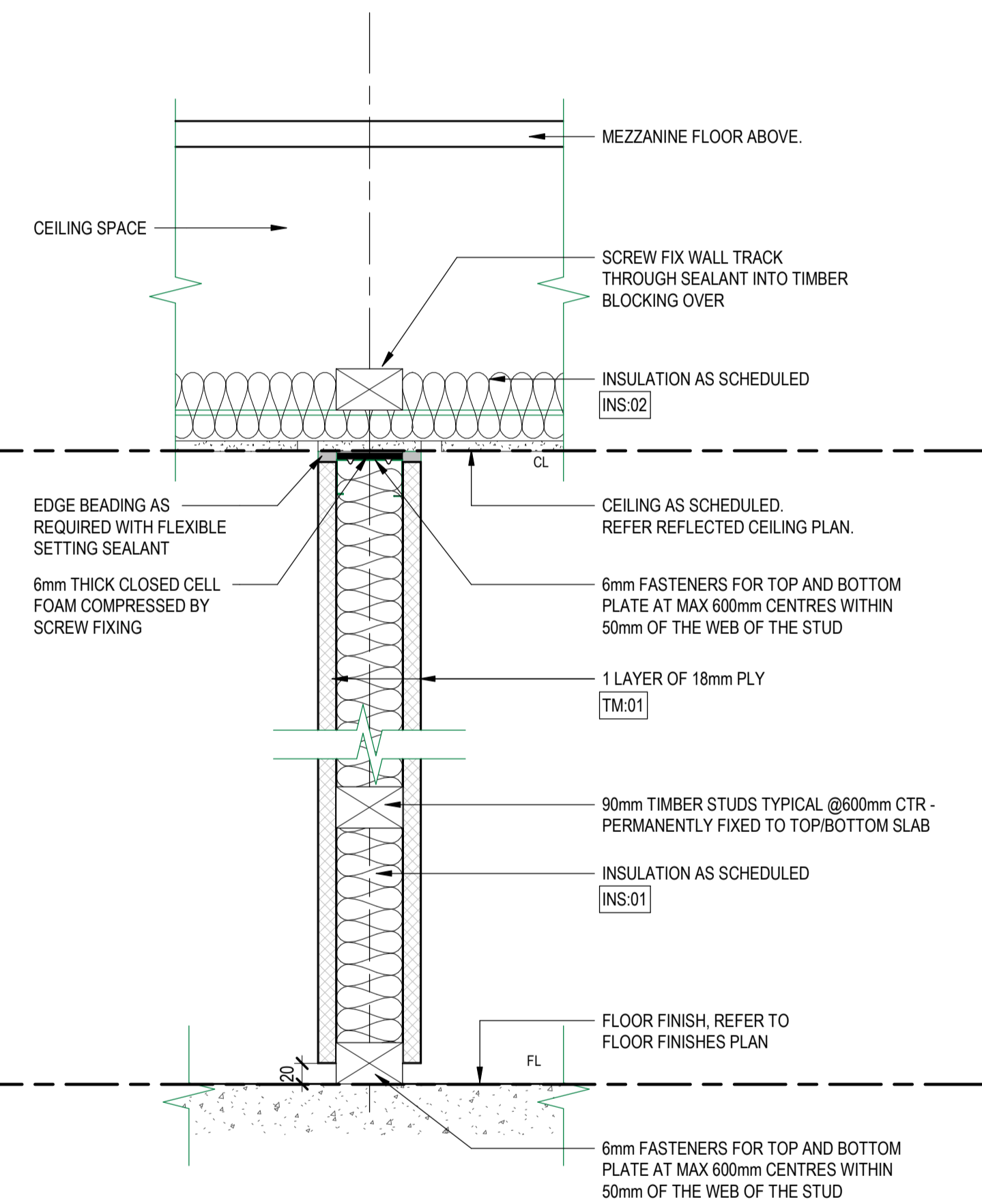
Rev
P04



PARTITION DETAIL P01
SCALE 1:5




PARTITION DETAIL P02
SCALE 1:5



PARTITION DETAIL P03
SCALE 1:5

NOTES:
STRUCTURAL MEMBERS IN CEILING SPACE NOT SHOWN FOR CLARITY. REFER TO STRUCTURAL DRAWINGS FOR DETAILS.

P04	TENDER ISSUE	CO	SD	01.03.24
P03	CD 80% ISSUE	CO	SD	07.02.24
P02	CD COORDINATION ISSUE	CO	SD	12.12.23
P01	DD 90% ISSUE	CO	SD	27.10.23
Rev	Description	Checked	Approved	Date
	Drafting Check	C. O'BRIEN	Reg Architect	SIMON DUNNE
	Design Check	B. WILKIE	State and Reg No.	TAS 701



2 Salamanca square Hobart TAS 7000 Australia
GPO Box 667 Hobart TAS 7001
T 61 3 6210 0600 F 61 3 6210 0601
E hnsamail@ghd.com W www.ghd.com
Conditions of Use: This document may only be used by GHD Design's client (and any other person who GHD Design has agreed can use this document) for the purpose for which it was prepared and must not be used by any other person or for any other purpose.



Project No.
12616322

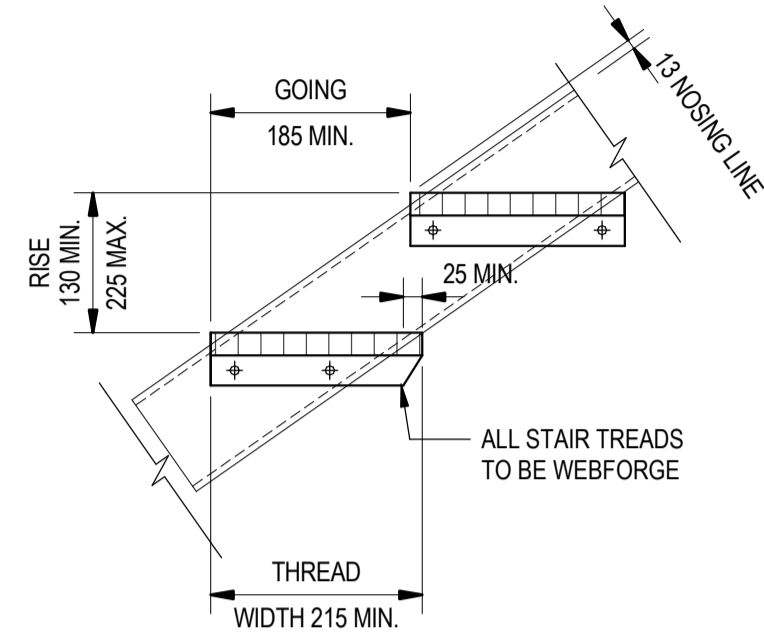
Client **WEST COAST COUNCIL**
Project **STRAHAN WATERFRONT DEVELOPMENT**
Status **FOR TENDER**

Drawing Title **PARTITION DETAILS**

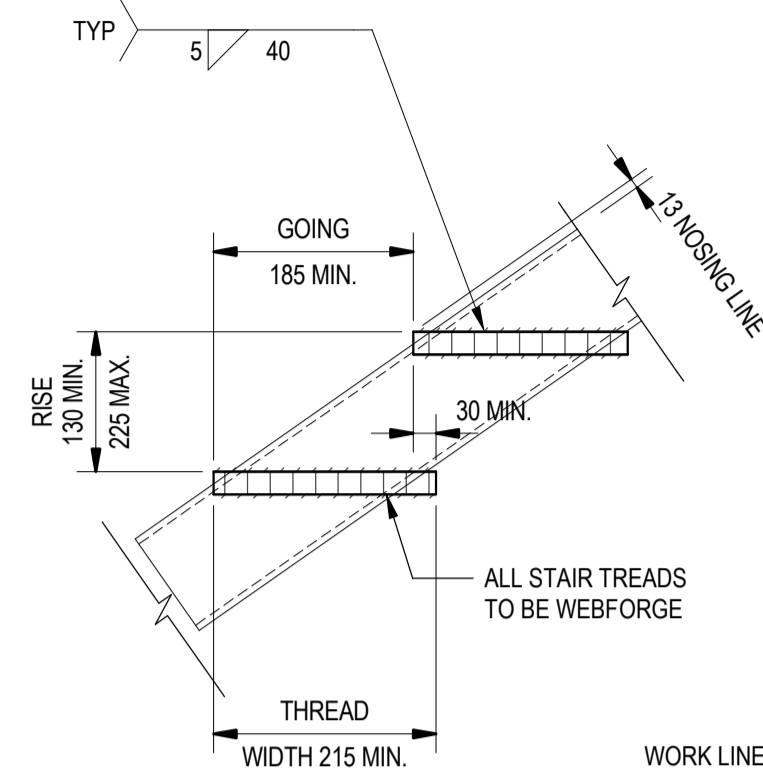
12616322-GHD-00-00-DRG-AR-00630

Size
A1

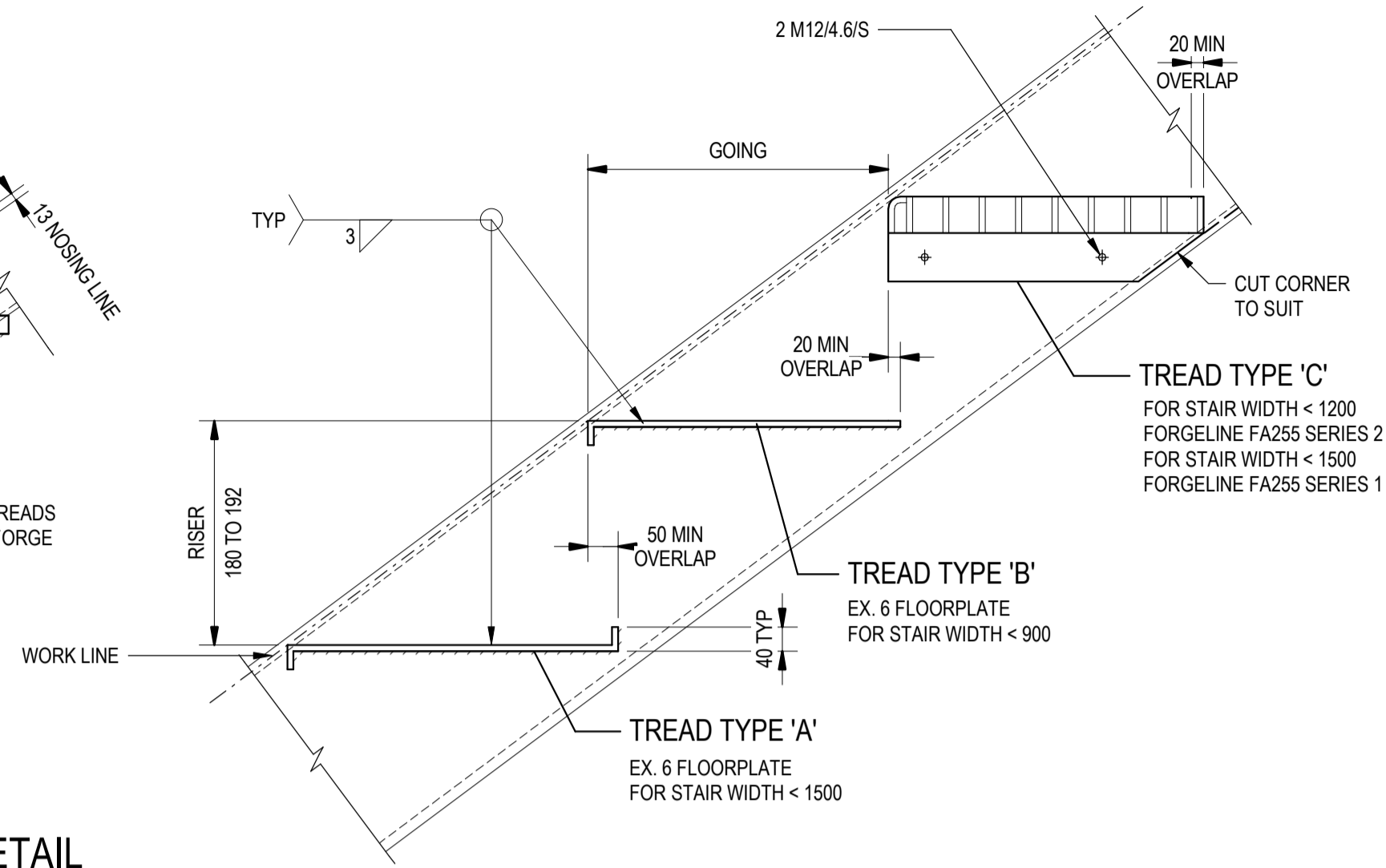
Rev
P04



BOLTED STAIR TREAD DETAIL

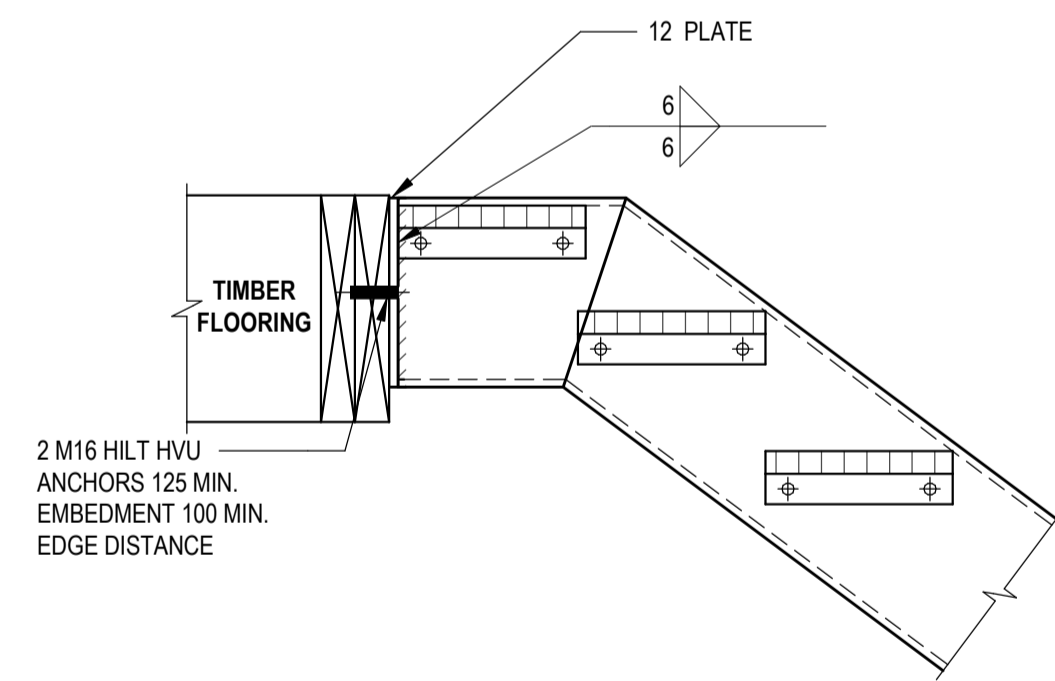


WELDED STAIR TREAD DETAIL

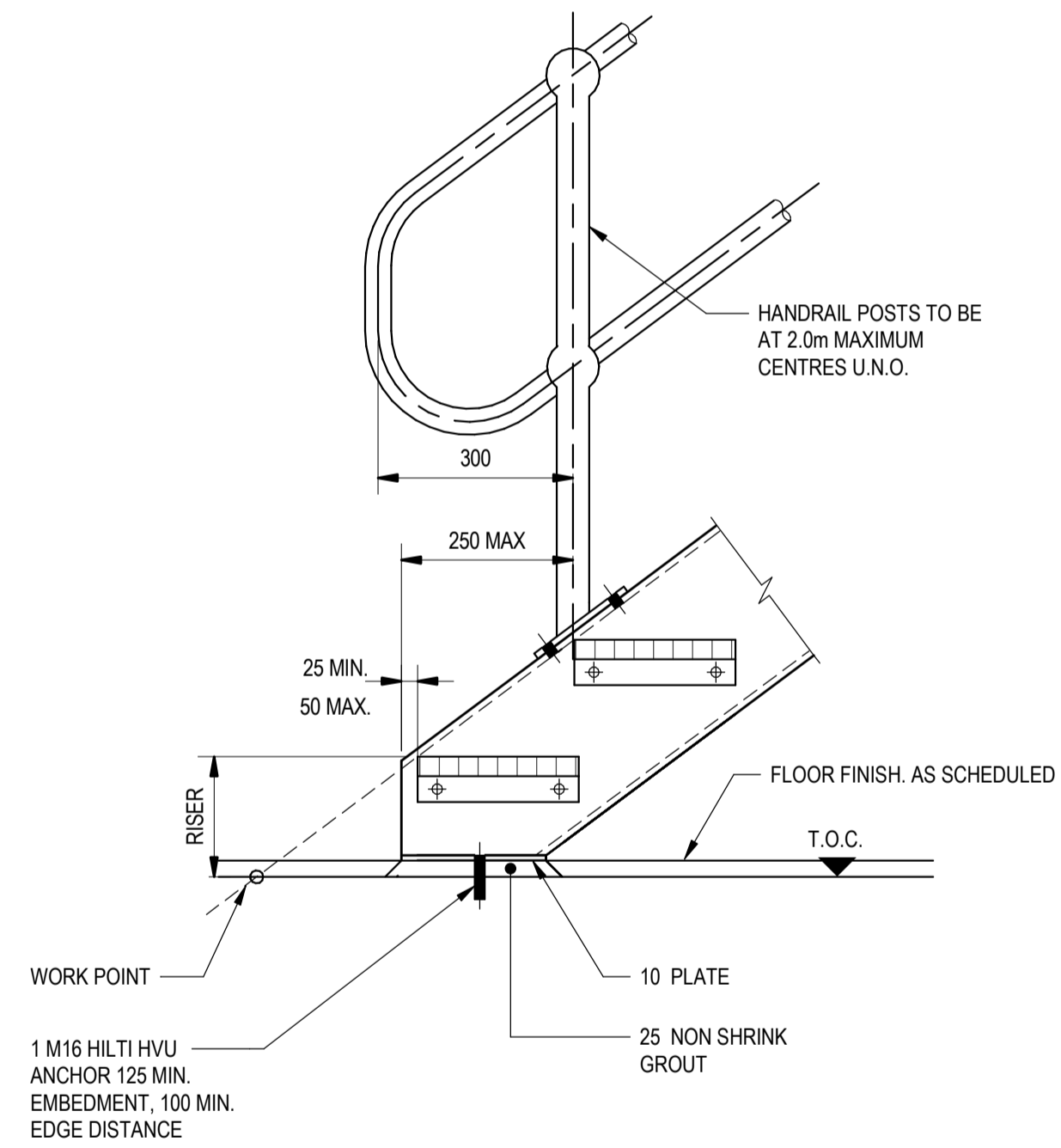


STAIR TREAD OPTIONS

STAIR TREAD DETAILS
SCALE 1:10



STAIR TO TIMBER FLOOR



STAIR TO CONCRETE SLAB

STAIR CONNECTION DETAIL
SCALE 1:10

P04	TENDER ISSUE	CO	SD	01.03.24
P03	CD 80% ISSUE	CO	SD	07.02.24
P02	CD COORDINATION ISSUE	CO	SD	12.12.23
P01	DD 90% ISSUE	CO	SD	27.10.23
Rev	Description	Checked	Approved	Date
Drafting Check C. O'BRIEN		Reg Architect SIMON DUNNE		
Design Check B. WILKIE		State and Reg No. TAS 701		



2 Salamanca square Hobart TAS 7000 Australia
GPO Box 667 Hobart TAS 7001
T 61 3 6210 0600 F 61 3 6210 0601
E hns@mail@ghd.com W www.ghd.com
Conditions of Use: This document may only be used by GHD Design's client (and any other person who GHD Design has agreed can use this document) for the purpose for which it was prepared and must not be used by any other person or for any other purpose.



Project No. 12616322

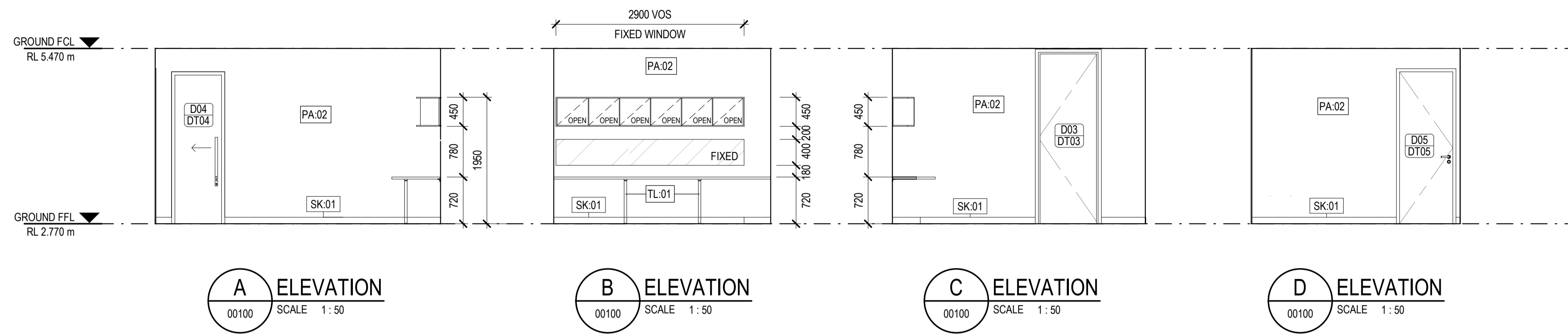
Client **WEST COAST COUNCIL**
Project **STRAHAN WATERFRONT DEVELOPMENT**
Status **FOR TENDER**

Drawing Title **WCVIC - STAIR DETAILS**

Drawing No. 12616322-GHD-00-00-DRG-AR-00640

Size **A1**

Rev **P04**

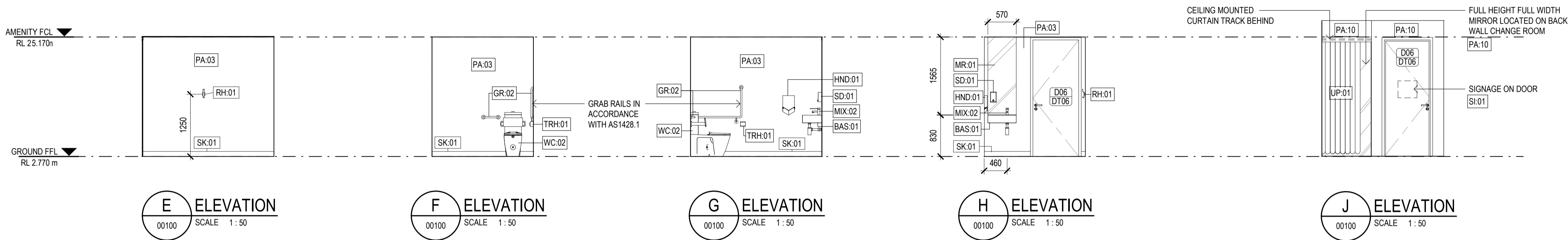


A ELEVATION
00100 SCALE 1:50

B ELEVATION
00100 SCALE 1:50

C ELEVATION
00100 SCALE 1:50

D ELEVATION
00100 SCALE 1:50



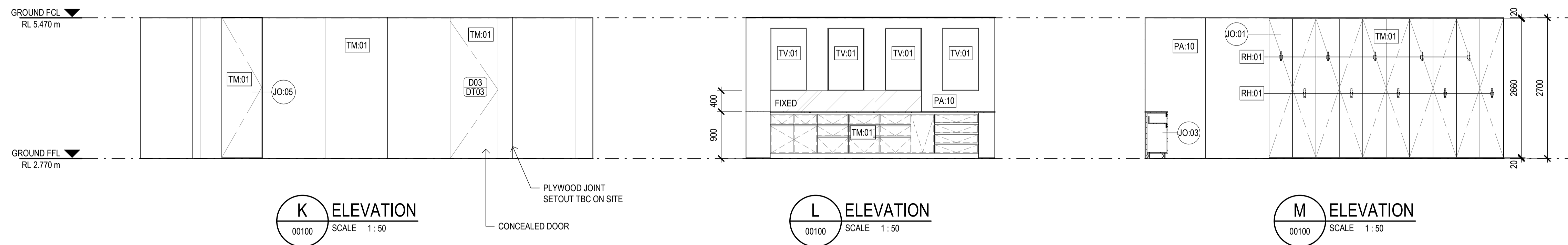
E ELEVATION
00100 SCALE 1:50

F ELEVATION
00100 SCALE 1:50

G ELEVATION
00100 SCALE 1:50

H ELEVATION
00100 SCALE 1:50

J ELEVATION
00100 SCALE 1:50



K ELEVATION
00100 SCALE 1:50

L ELEVATION
00100 SCALE 1:50

M ELEVATION
00100 SCALE 1:50

Rev	Description	Checked	Approved	Date
P04	TENDER ISSUE	CO	SD	01.03.24
P03	CD 80% ISSUE	CO	SD	07.02.24
P02	CD COORDINATION ISSUE	CO	SD	12.12.23
P01	DD 90% ISSUE	CO	SD	27.10.23



2 Salamanca square Hobart TAS 7000 Australia
GPO Box 667 Hobart TAS 7001
T 61 3 6210 0600 F 61 3 6210 0601
E hnsamail@ghd.com W www.ghd.com

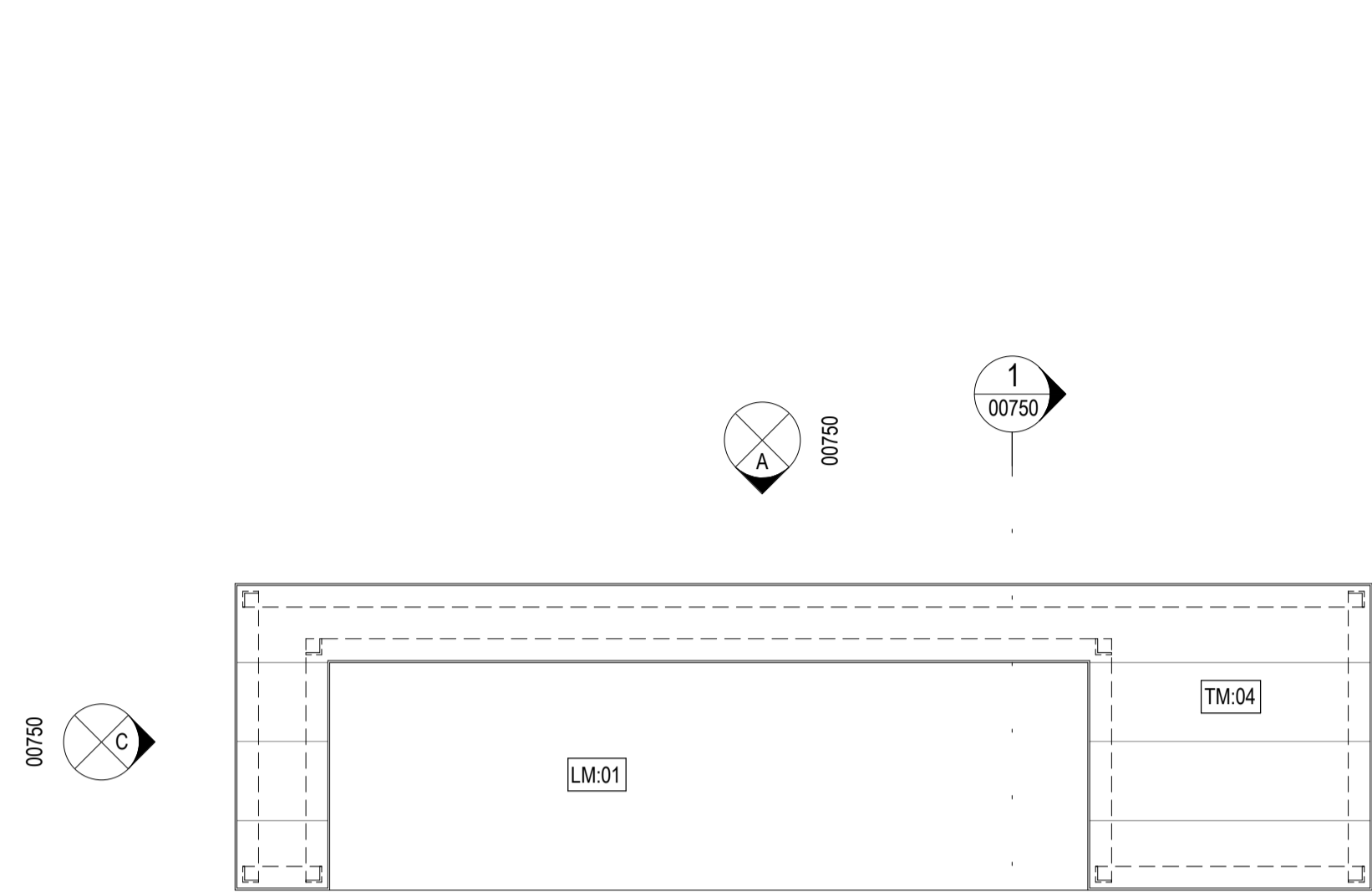


Client **WEST COAST COUNCIL**
Project **STRAHAN WATERFRONT DEVELOPMENT**
Status **FOR TENDER**

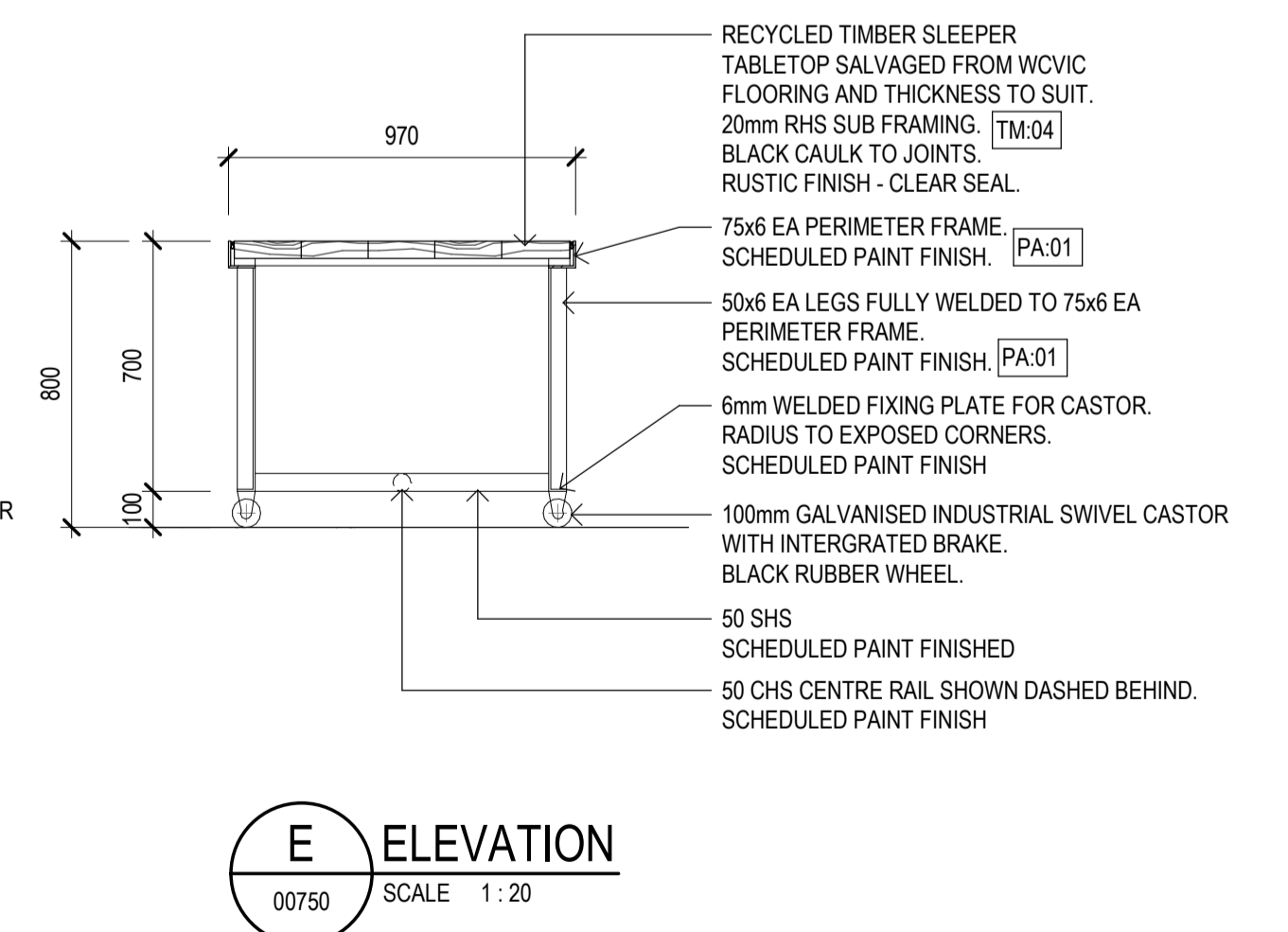
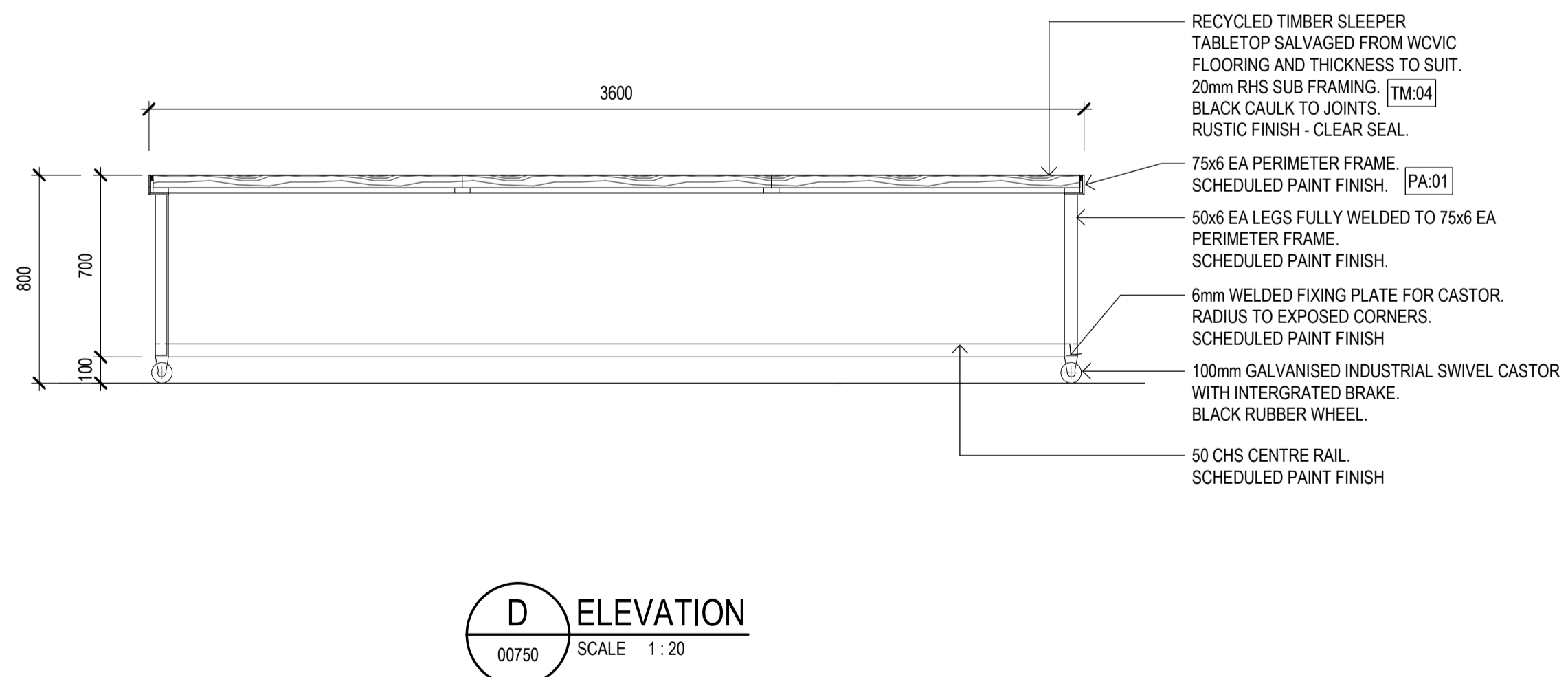
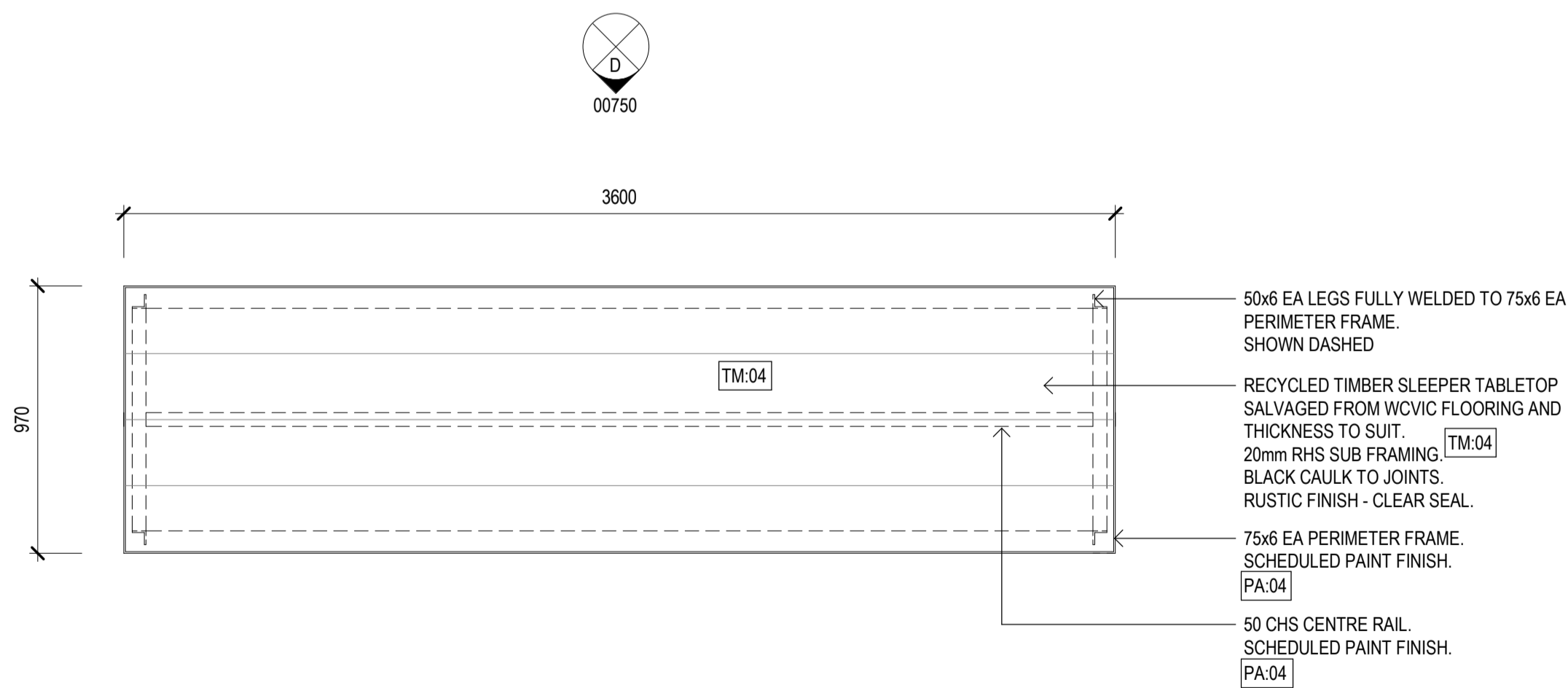
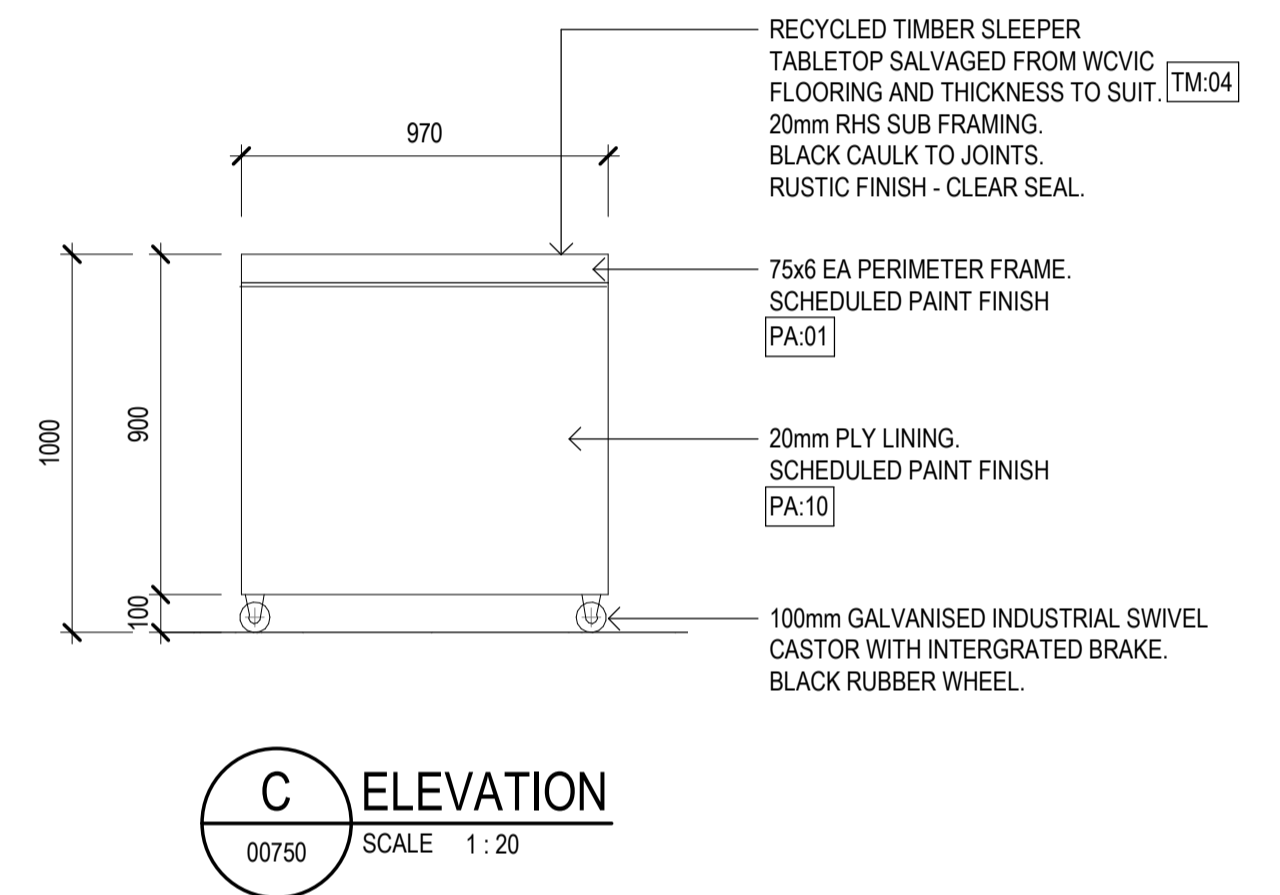

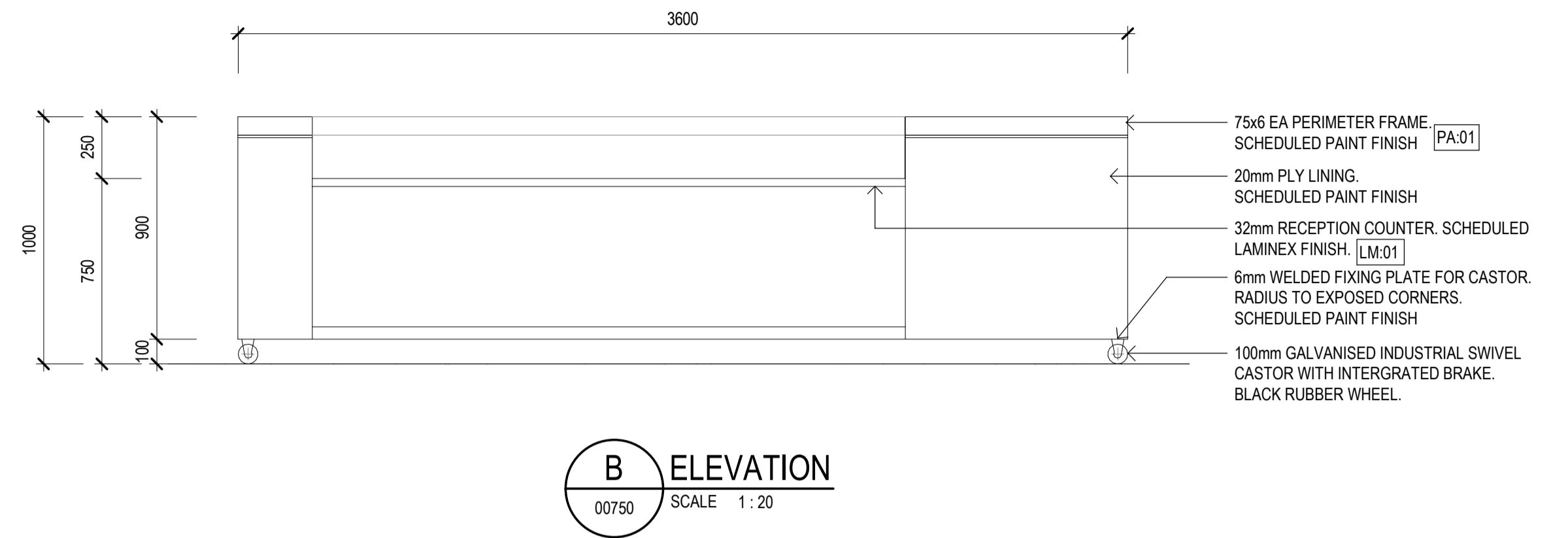
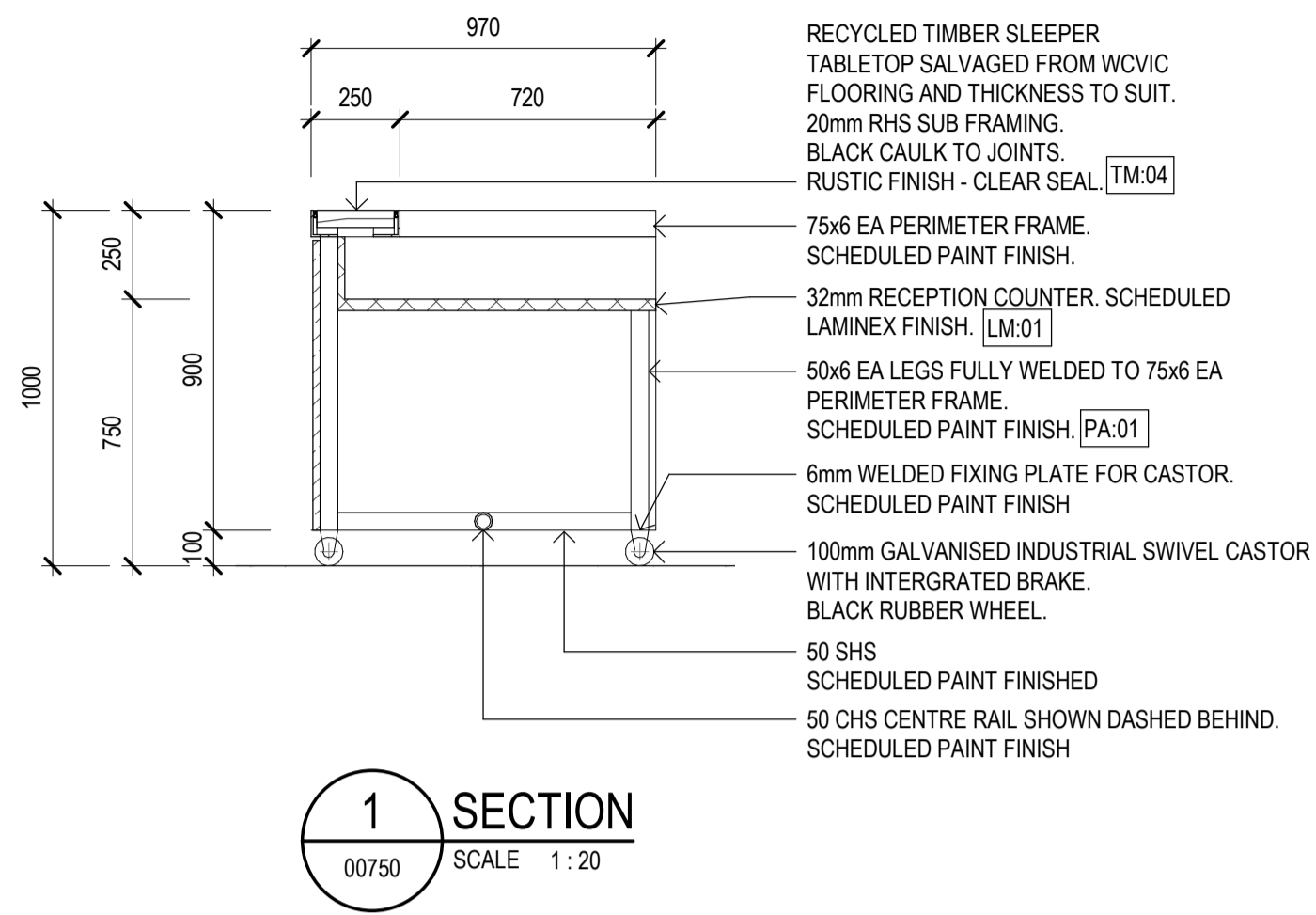
Drawing Title **WCVIC - INTERNAL ELEVATIONS**

12616322-GHD-00-00-DRG-AR-00700

Size **A1**
Rev **P04**



JO-02 PLAN
SCALE 1:20



Rev	Description	Checked	Approved	Date
P04	TENDER ISSUE	CO	SD	01.03.24
P03	CD 80% ISSUE	CO	SD	07.02.24
P02	CD COORDINATION ISSUE	CO	SD	12.12.23
P01	DD 90% ISSUE	CO	SD	27.10.23
Drafting Check C. O'BRIEN		Reg Architect SIMON DUNNE		
Design Check B. WILKIE		State and Reg No. TAS 701		



2 Salamanca square Hobart TAS 7000 Australia
GPO Box 667 Hobart TAS 7001
T 61 3 6210 0600 F 61 3 6210 0601
E hnamail@ghd.com W www.ghd.com

Conditions of Use: This document may only be used by GHD Design's client (and any other person who GHD Design has agreed can use this document) for the purpose for which it was prepared and must not be used by any other person or for any other purpose.



Project No.
12616322

Client **WEST COAST COUNCIL**

Project **STRAHAN WATERFRONT DEVELOPMENT**

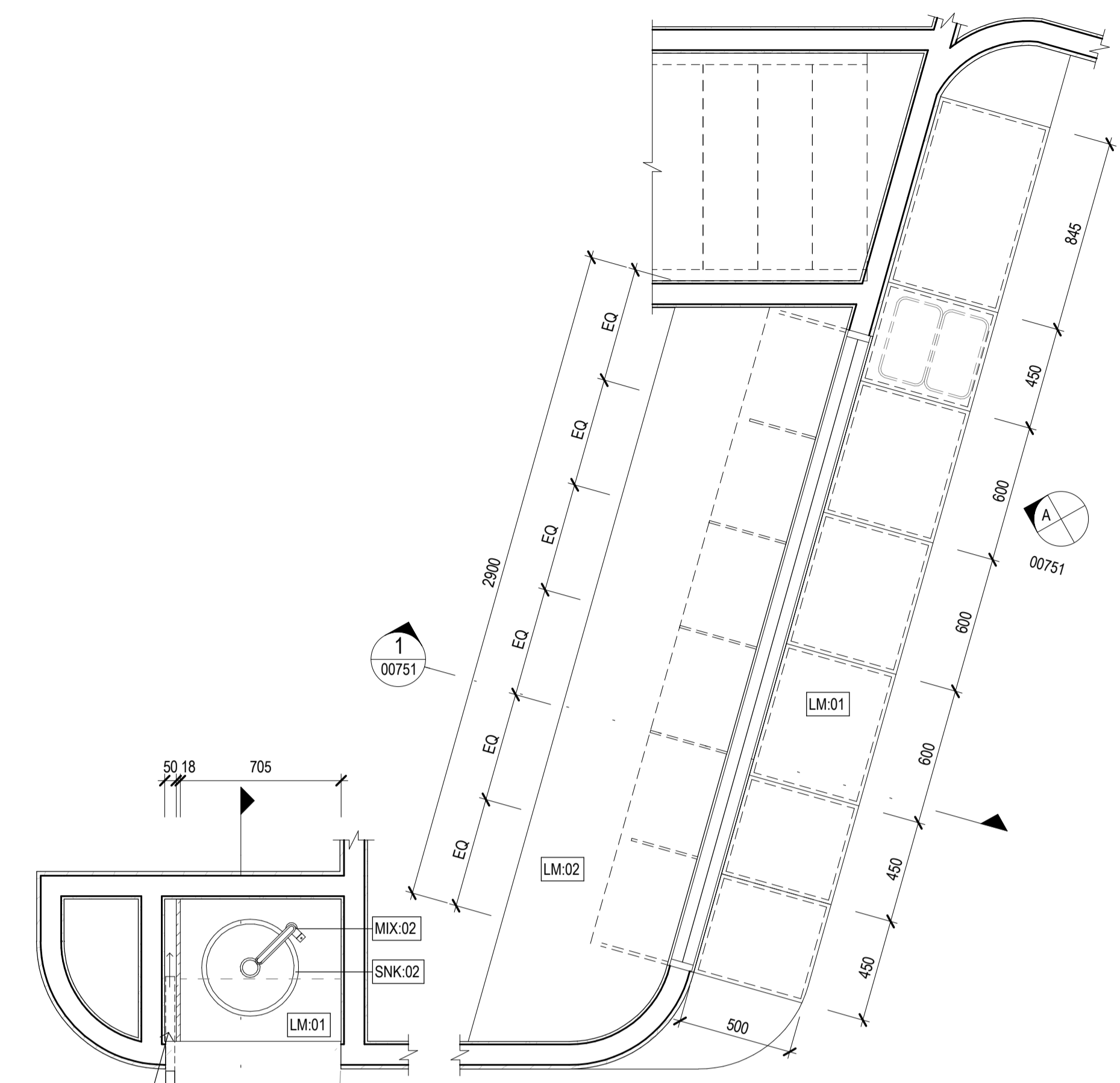
Status **FOR TENDER**

Drawing Title **JOINERY - SHEET 1 OF 2**

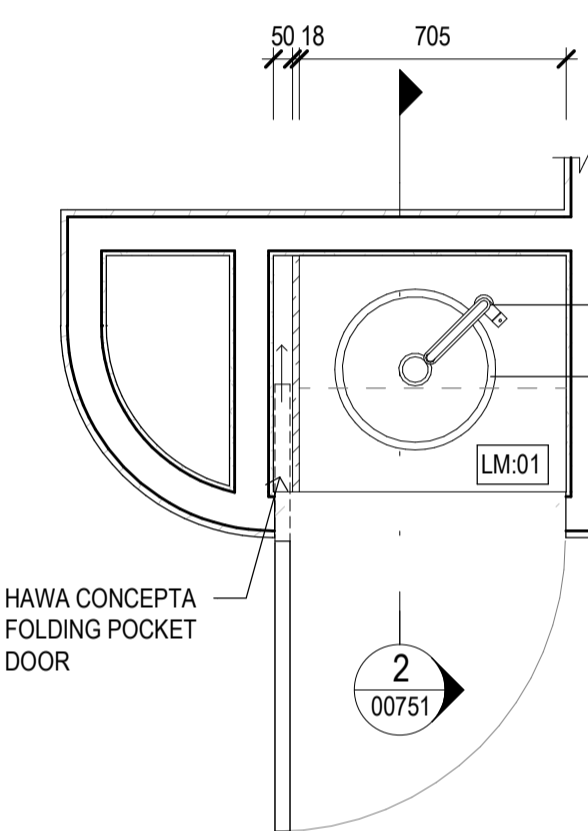
Drawing No. **12616322-GHD-00-00-DRG-AR-00750**

Size
A1

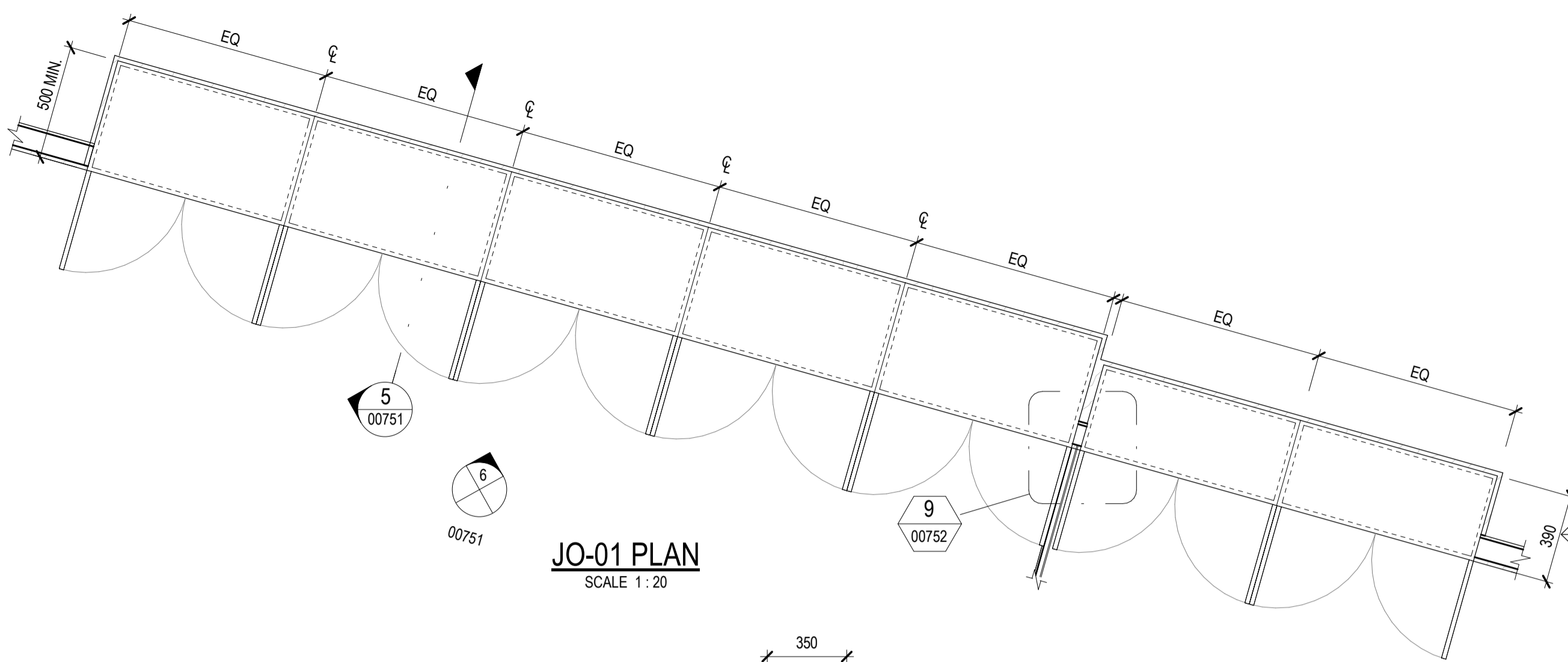
Rev
P04



JO-03 & 04 PLAN
SCALE 1:20

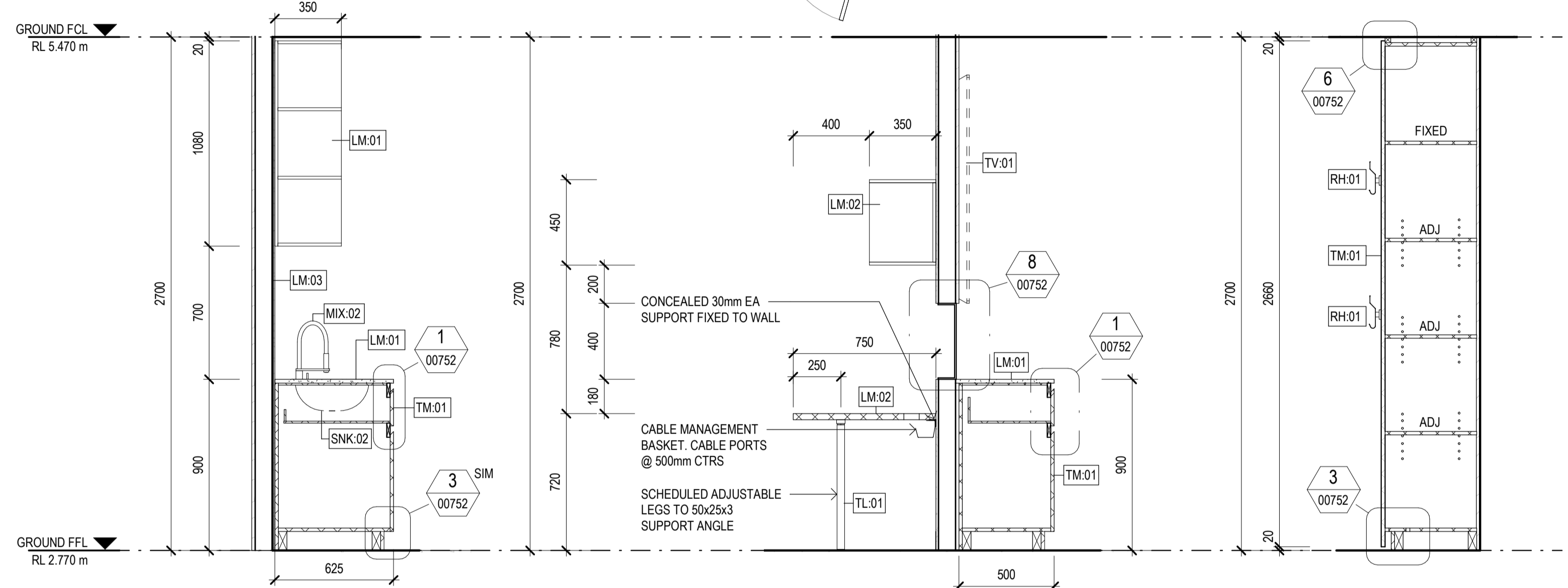


JO-05 PLAN
SCALE 1:20



JO-01 PLAN
SCALE 1:20

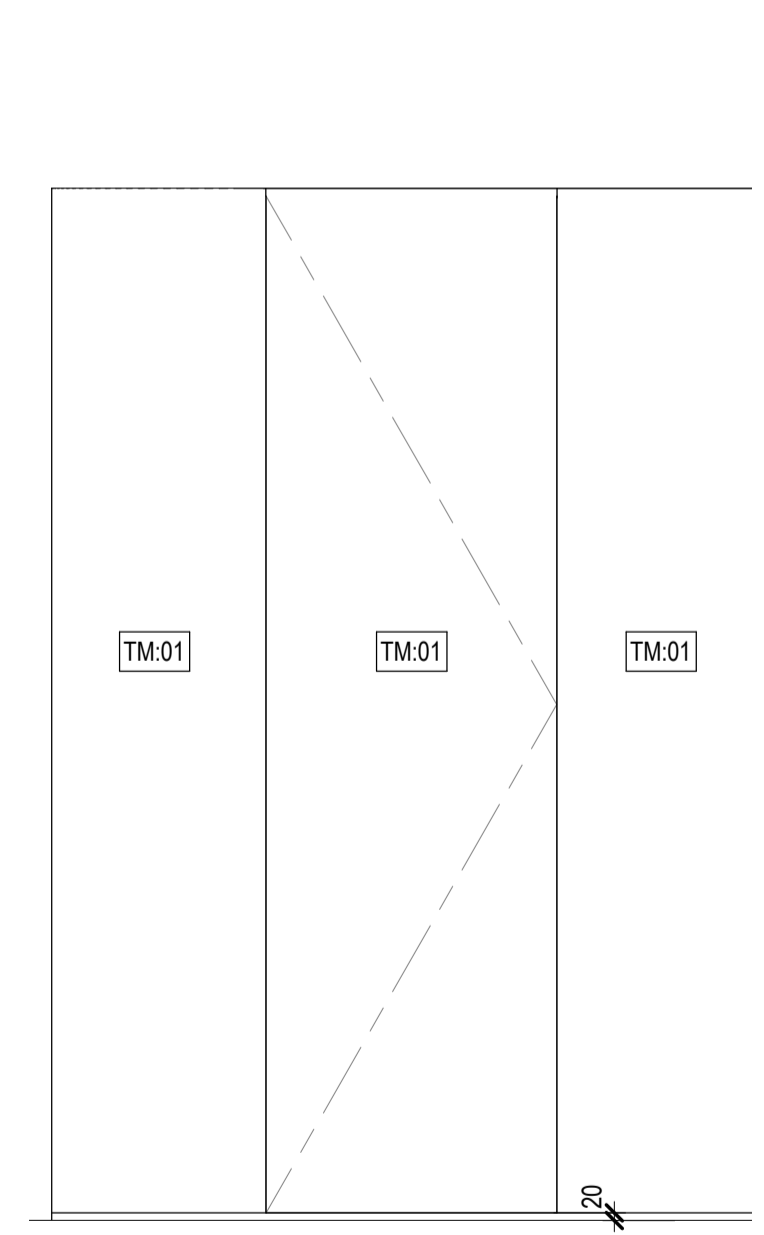
TBC TO ACCOMMODATE SWITCHBOARD. REFER ELECTRICAL ENGINEERS DOCUMENTATION.



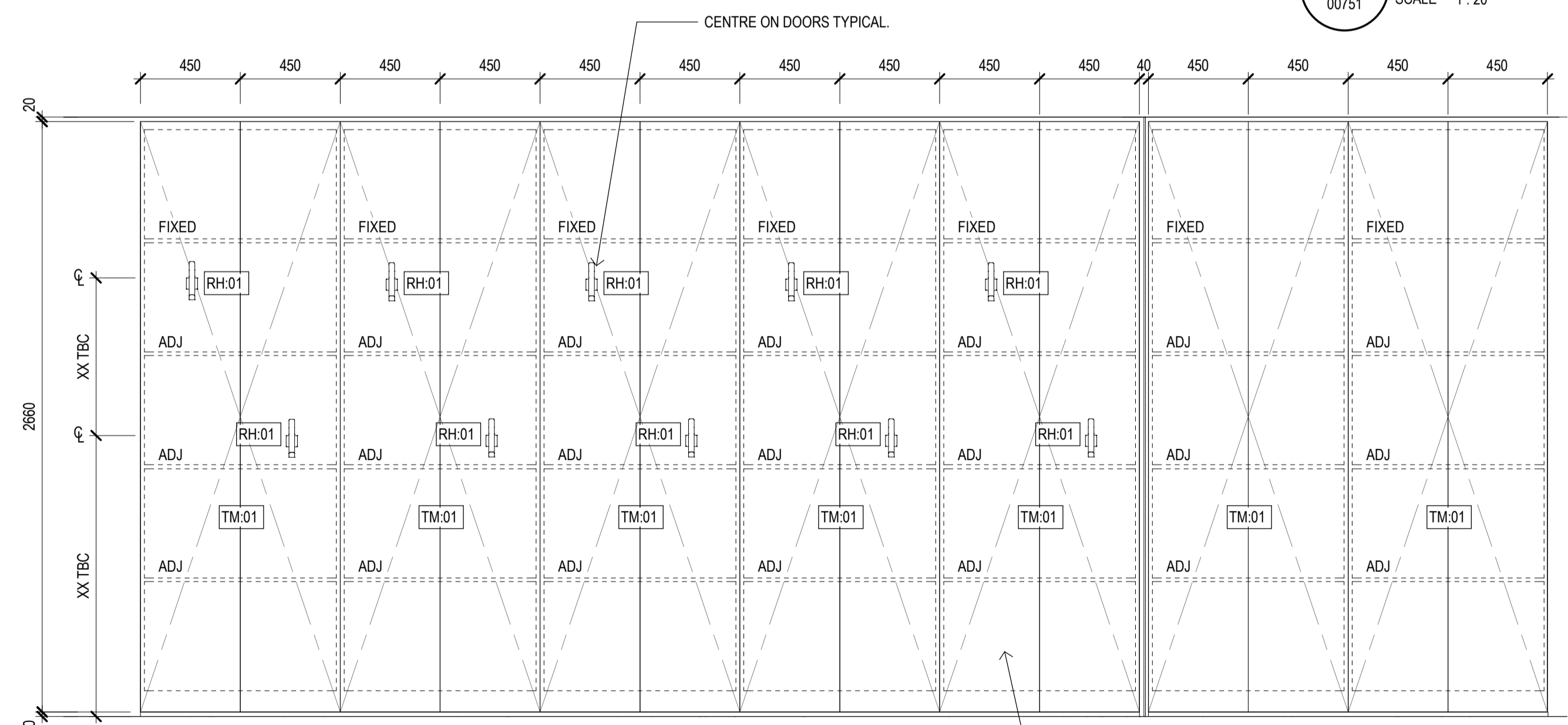
2 SECTION
SCALE 1:20

1 SECTION
SCALE 1:20

5 SECTION
SCALE 1:20

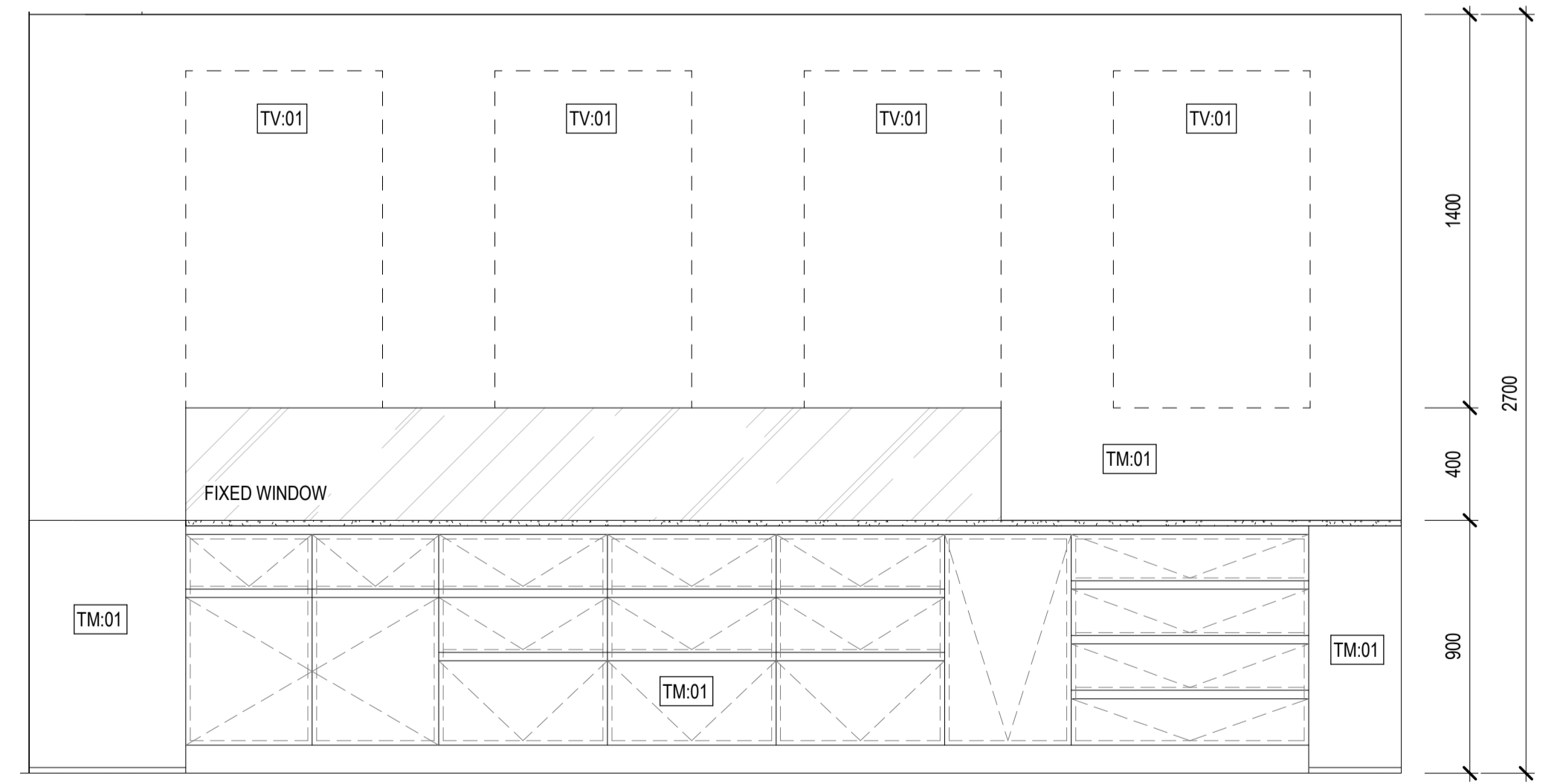


B ELEVATION
SCALE 1:20

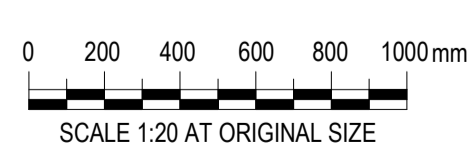


6 ELEVATION
SCALE 1:20

MAGNETIC PUSH MECHANISM TO DOORS.



A ELEVATION
SCALE 1:20



P04	TENDER ISSUE	CO	SD	01.03.24
P03	CD 80% ISSUE	CO	SD	07.02.24
P02	CD COORDINATION ISSUE	CO	SD	12.12.23
P01	DD 90% ISSUE	CO	SD	27.10.23
Rev	Description	Checked	Approved	Date
	Drafting Check	C. O'BRIEN	Reg Architect	SIMON DUNNE
	Design Check	B. WILKIE	State and Reg No.	TAS 701



2 Salamanca square Hobart TAS 7000 Australia
GPO Box 667 Hobart TAS 7001
T 61 3 6210 0600 F 61 3 6210 0601
E hsb@mail@ghd.com W www.ghd.com
Conditions of Use: This document may only be used by GHD Design's client (and any other person who GHD Design has agreed can use this document) for the purpose for which it was prepared and must not be used by any other person or for any other purpose.



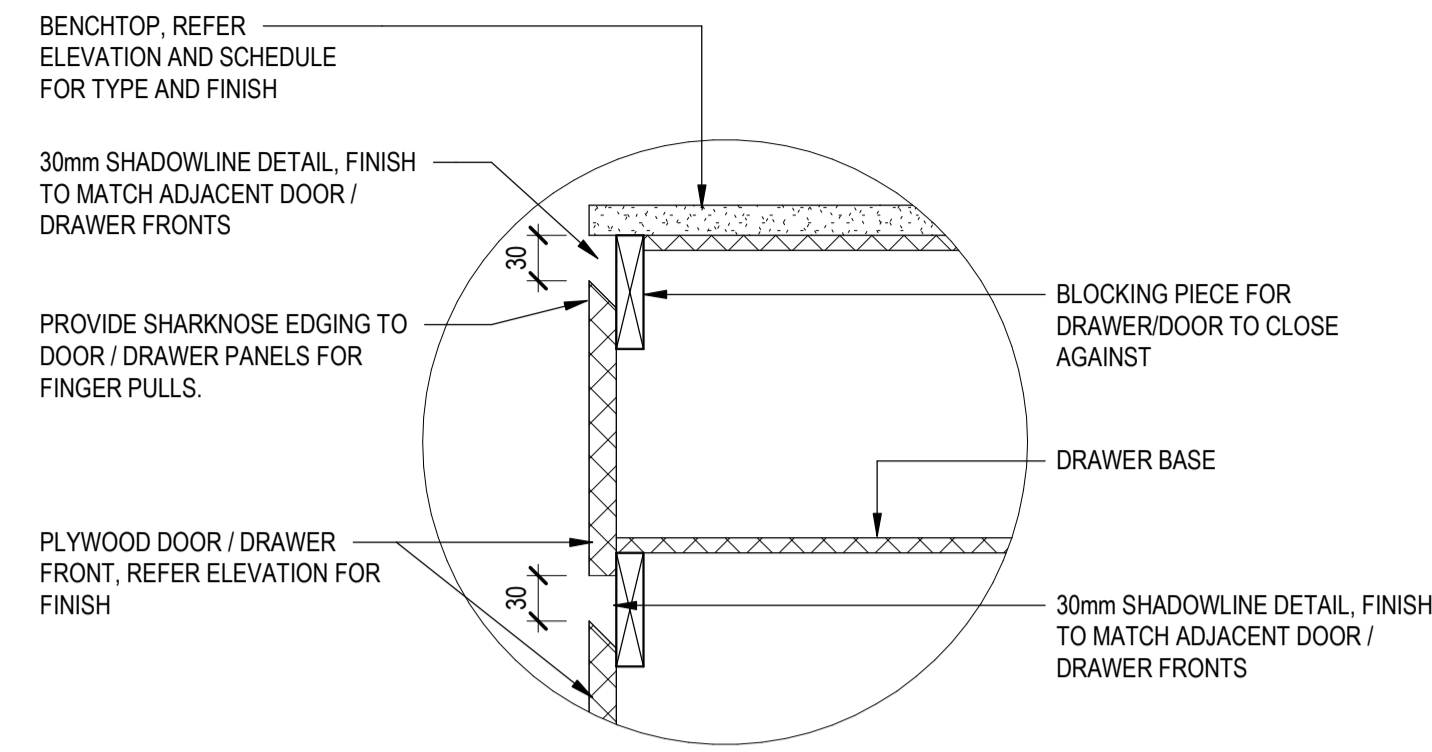
Client **WEST COAST COUNCIL**
Project **STRAHAN WATERFRONT DEVELOPMENT**
Status **FOR TENDER**

Drawing Title **JOINERY - SHEET 2 OF 2**

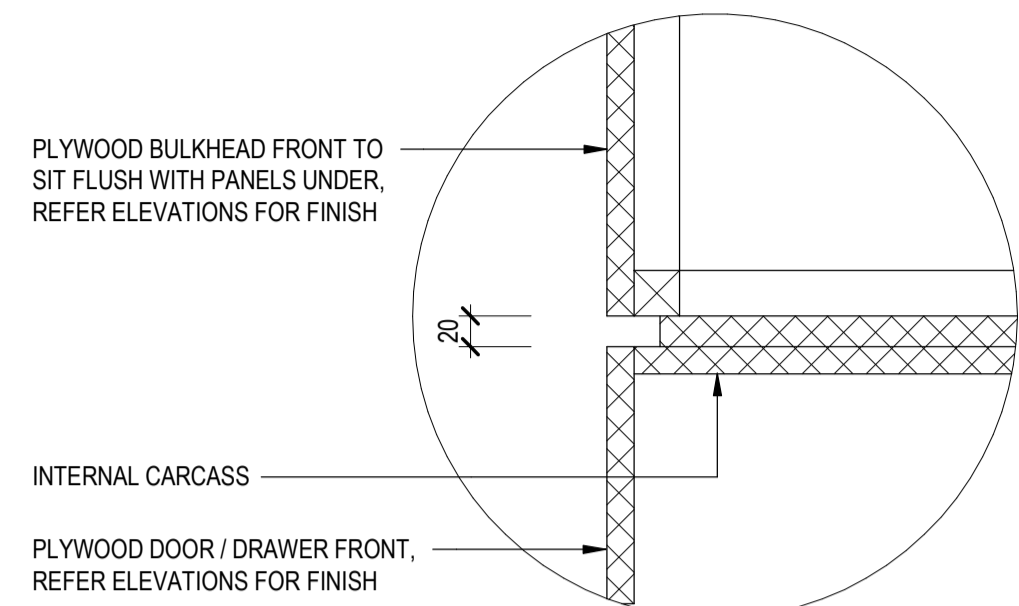
12616322-GHD-00-00-DRG-AR-00751

Size **A1**

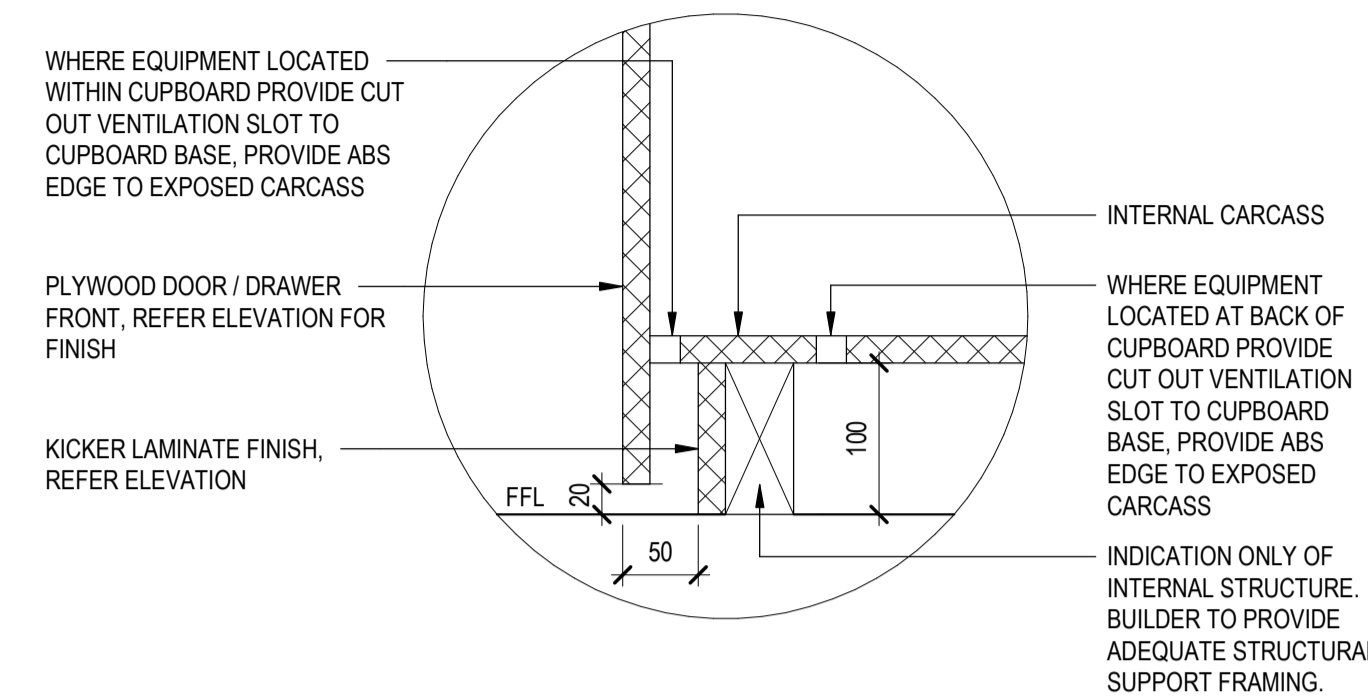
Rev **P04**



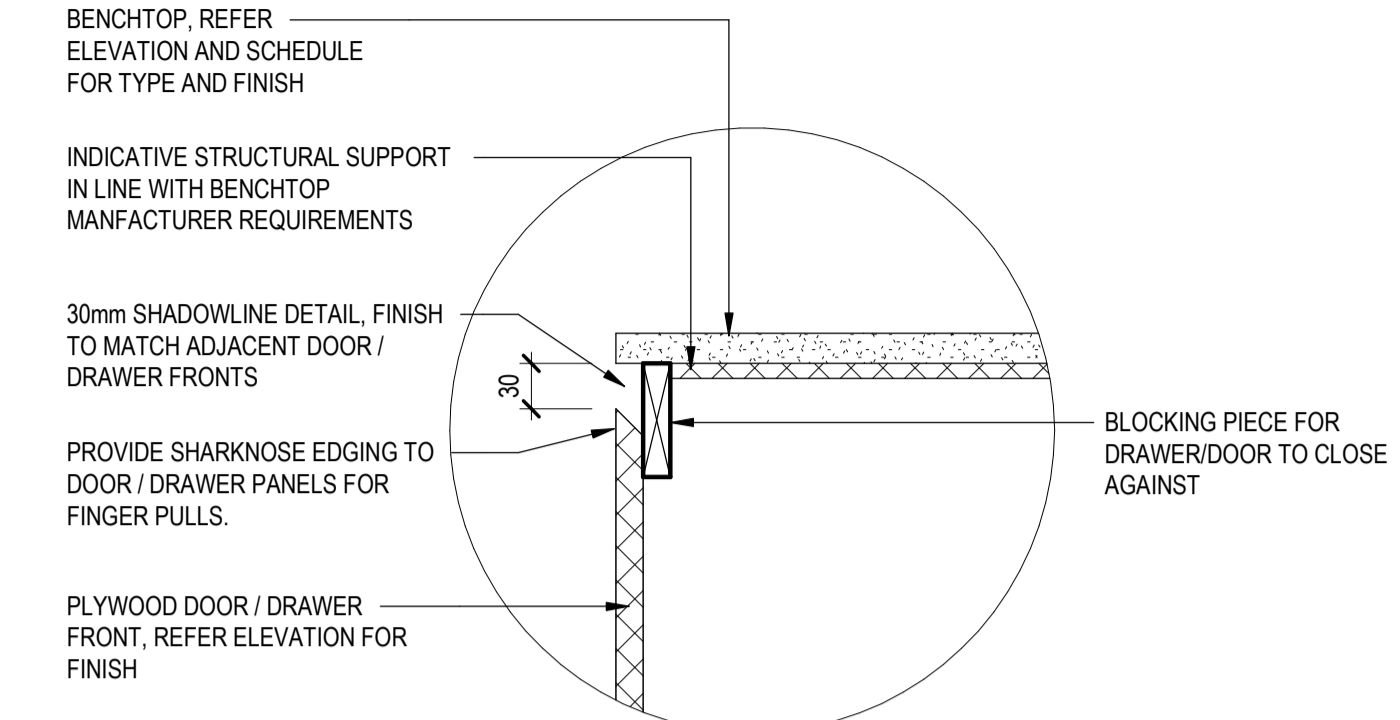
1 TYP DRAWER FINGERPULL
SCALE 1:5



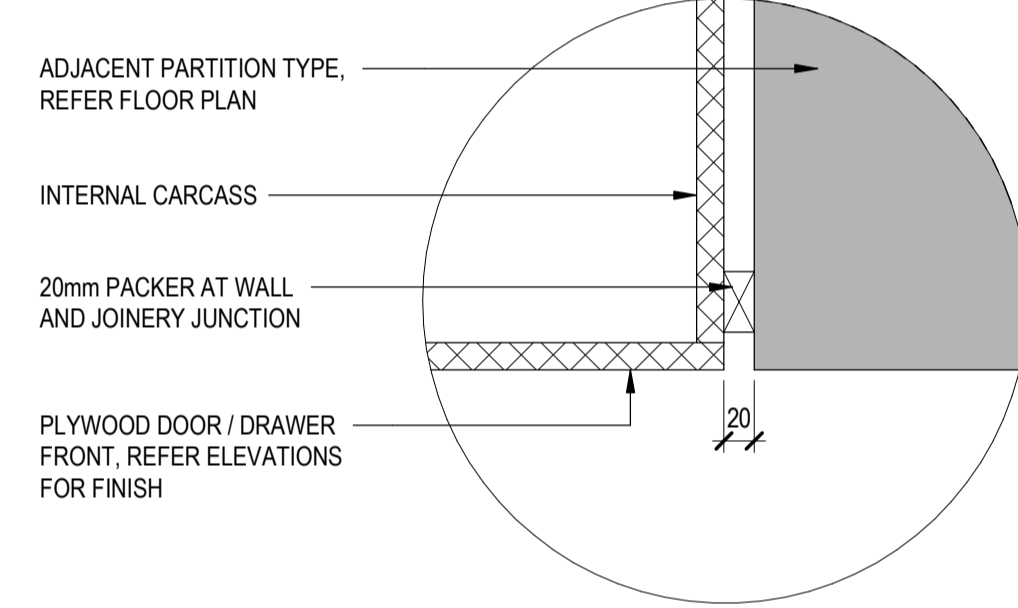
2 SHS BULKHEAD SHADOWLINE
SCALE 1:5



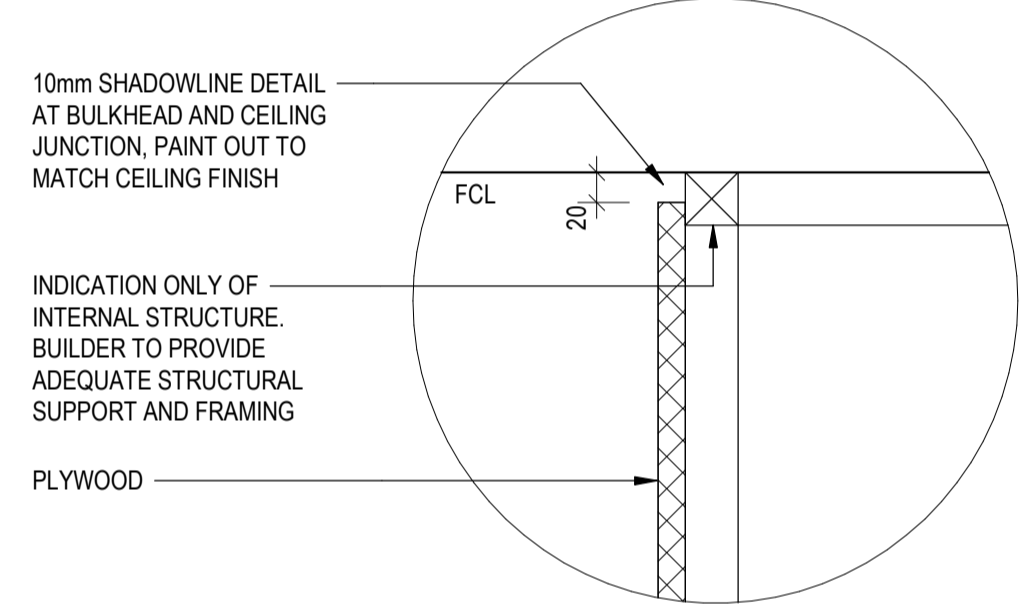
3 TYP. KICKER
SCALE 1:5



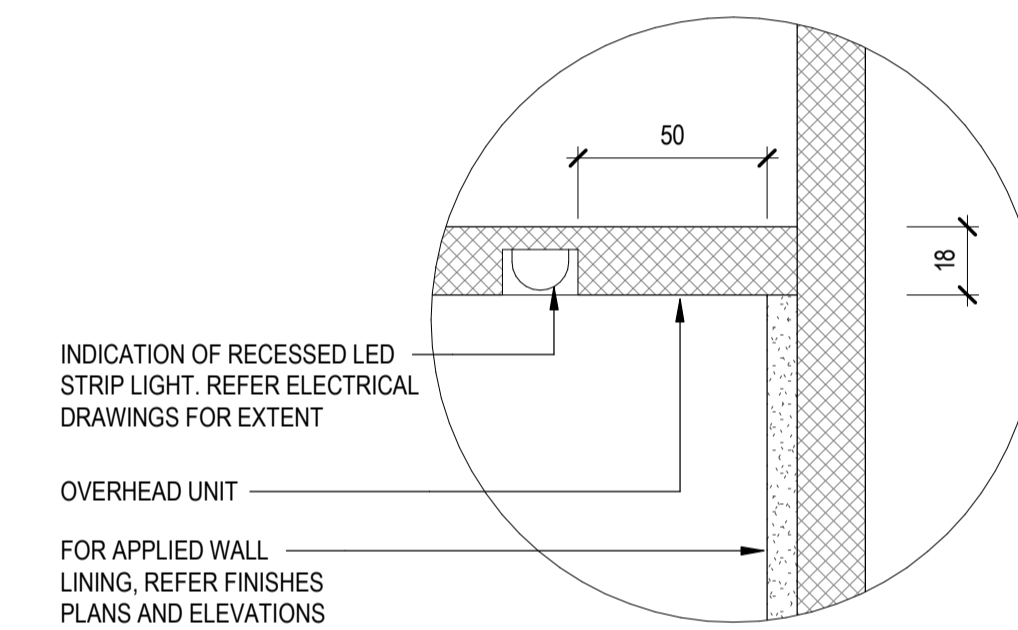
4 TYP BENCHTOP EDGE & DRAWER FINGERPULL
SCALE 1:5



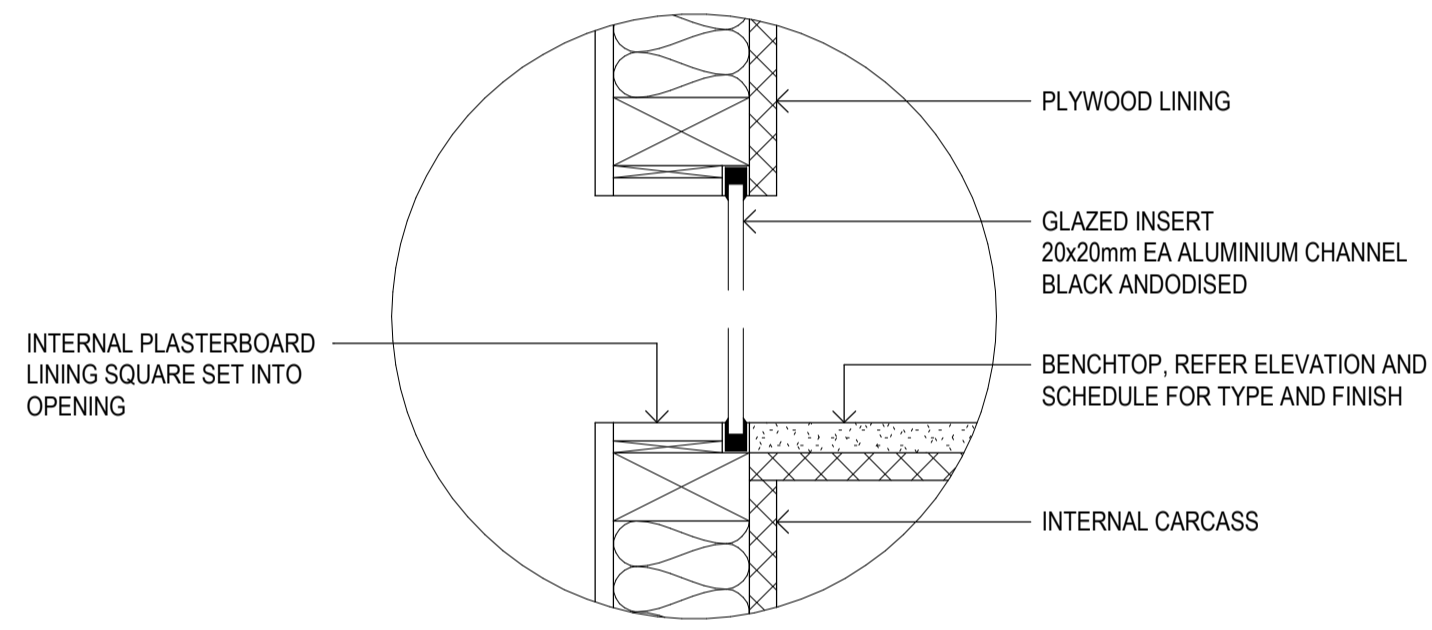
5 TYP WALL / JOINERY SHADOWLINE
SCALE 1:5



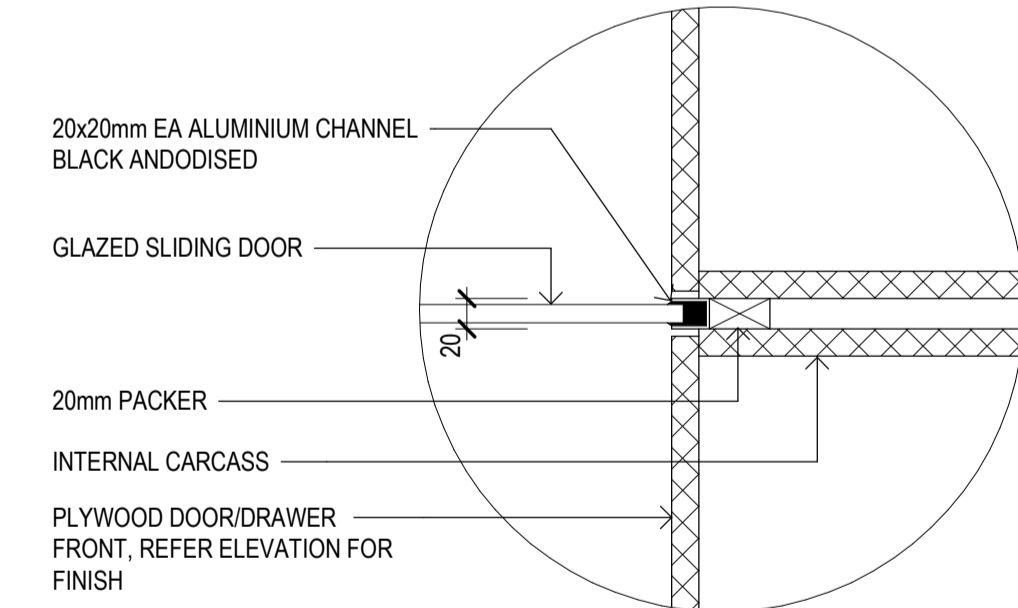
6 TYP CEILING / SHADOWLINE JUNCTION
SCALE 1:5



7 TYP RECESSED STRIP LIGHT
SCALE 1:2



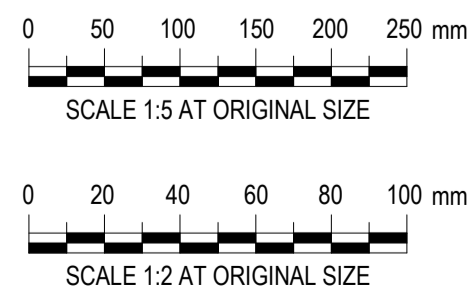
8 TYP GLAZED INSERT
SCALE 1:5



9 GLAZED DOOR CONNECTION
SCALE 1:5

Rev	Description	Checked	Approved	Date
P04	TENDER ISSUE	CO	SD	01.03.24
P03	CD 80% ISSUE	CO	SD	07.02.24
P02	CD COORDINATION ISSUE	CO	SD	12.12.23
P01	DD 90% ISSUE	CO	SD	27.10.23

Drafting Check	C. O'BRIEN	Reg Architect	SIMON DUNNE
Design Check	B. WILKIE	State and Reg No.	TAS 701



2 Salamanca square Hobart TAS 7000 Australia
GPO Box 667 Hobart TAS 7001
T 61 3 6210 0600 F 61 3 6210 0601
E hns@mail@ghd.com W www.ghd.com
Conditions of Use: This document may only be used by GHD Design's client (and any other person who GHD Design has agreed can use this document) for the purpose for which it was prepared and must not be used by any other person or for any other purpose.



Project No.
12616322

Client **WEST COAST COUNCIL**
Project **STRAHAN WATERFRONT DEVELOPMENT**
Status **FOR TENDER**

Drawing Title **JOINERY - TYPICAL DETAILS**

12616322-GHD-00-00-DRG-AR-00752

Size **A1**
Rev **P04**

DOOR SCHEDULE				
MARK	FRAME TYPE	DOOR LEAF TYPE	FRAME & LEAF FINISH	COMMENTS
DT01	FRT02	DL02	BLACK ANODISED	AUTOMATED SLIDER
DT02	FRT02	DL02	BLACK ANODISED	AUTOMATED SLIDER
DT03	FRT01	DL01	PA-12	
DT04	FRT01	DL01	PA-12	
DT05	FRT01	DL01	PA-12	
DT06	FRT01	DL01	PA-12	
DT07	FRT04	DL03	CUSTOM	EXISTING DOOR SALVAGED AND RELOCATED TO SUIT NEW OPENING
DT08	FRT03	DL02	PA-13	SCHEDULED STATUTORY SIGNAGE TO AS1428.1 ELECTRONIC LOCKING REFER ELECTRICAL DWG FOR DETAILS
DT09	FRT03	DL02	PA-13	SCHEDULED STATUTORY SIGNAGE TO AS1428.1 ELECTRONIC LOCKING REFER ELECTRICAL DWG FOR DETAILS
DT10	FRT03	DL02	PA-13	SCHEDULED STATUTORY SIGNAGE TO AS1428.1 ELECTRONIC LOCKING REFER ELECTRICAL DWG FOR DETAILS

- GENERAL NOTES:**
- DOOR LEAF SIZES SPECIFIED IN THE SCHEDULE ARE EXCLUSIVE OF FRAMES, LININGS AND INSTALLATION SIZES TOLERANCES
 - ALL DOOR OPENING SIZES SHOULD BE CHECKED ON SITE FOR TRUE DIMENSIONS
 - HEIGHTS AND SPECIFICATIONS MAY VARY IN DIFFERENT AREAS, PARTICULARLY WHERE RAISED ACCESS FLOORS ARE INSTALLED
 - REFER TO PLANS FOR DOOR SWINGS
 - FRAME DEPTH VARIES TO SUIT FINISHED WALL THICKNESS UNLESS NOTED OTHERWISE
 - REFER TO SPECIFICATION FOR GENERAL AND STATUTORY SIGNAGE
 - READ IN CONJUNCTION WITH DOOR HARDWARE SCHEDULE
 - ALL NEW DOORS TO BE KEYED TO HARDWARE SCHEDULE
 - ALL EXTERNAL DOORS CAN BE UNLOCKED FROM INSIDE WITHOUT KEY.

DOOR SCHEDULE LEGEND

REFER TO FINISHES SCHEDULE FOR DEFINITIONS OF FINISHES CODES

DOOR LEAF TYPE

- DL01 SOLID CORE FLUSH PANEL
- DL02 FULLY GLAZED TO AS1288. NOMINAL 10mm GRADE A SAFETY
- DL03 SALVAGE AND MAKE GOOD EXISTING DOOR LEAVES

DOOR FRAME TYPE

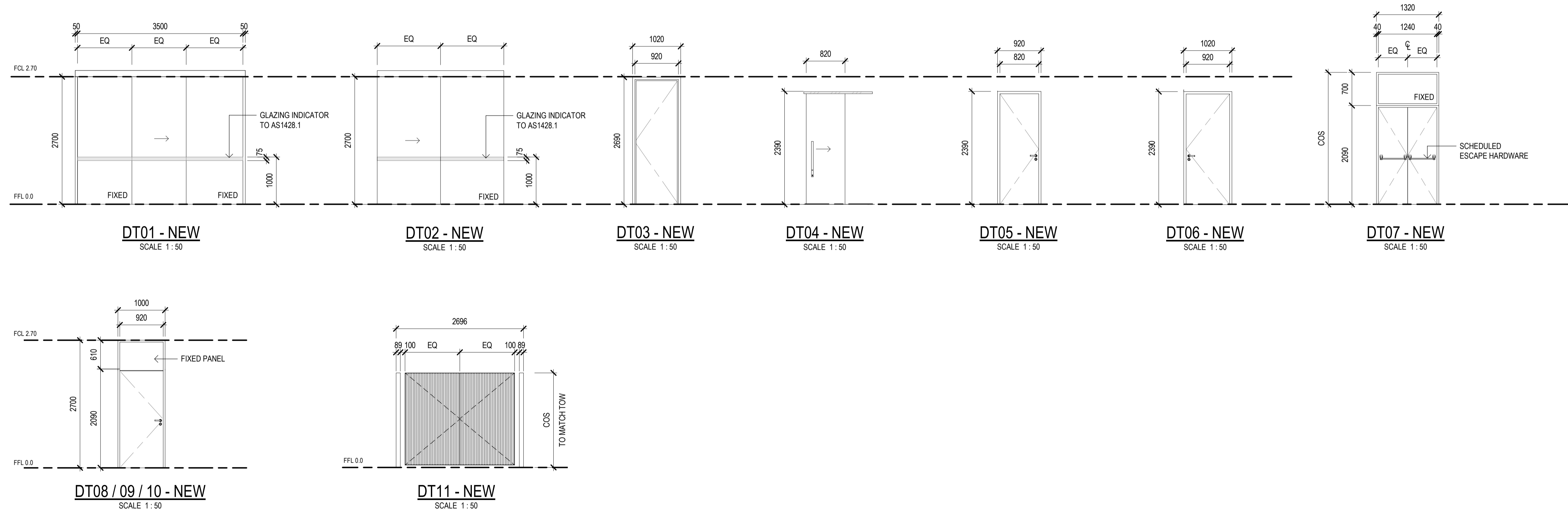
- FRT01 TIMBER
- FRT02 20mm MINIMUM CHANNEL. BLACK ANODISED
- FRT03 PRESSED METAL / EXTRUDED STEEL
- FRT04 MATCH EXISTING TIMBER FRAME

SIGNAGE

REFER TO DOOR ELEVATIONS FOR LOCATIONS OF REQUIRED SIGNAGE

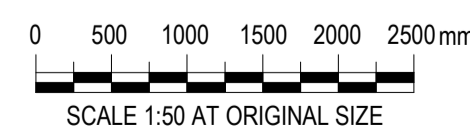
KEYING

- DT01 - DT07 KEYED ALIKE TO EXISTING WCVIC SYSTEM
- DT08 - DT11 KEYED ALIKE TO WCC MASTER SYSTEM



Rev	Description	Checked	Approved	Date
P04	TENDER ISSUE	CO	SD	01.03.24
P03	CD 80% ISSUE	CO	SD	07.02.24
P02	CD COORDINATION ISSUE	CO	SD	12.12.23
P01	DD 90% ISSUE	CO	SD	27.10.23

Drafting Check	C. O'BRIEN	Reg Architect	SIMON DUNNE
Design Check	B. WILKIE	State and Reg No.	TAS 701



2 Salamanca square Hobart TAS 7000 Australia
 GPO Box 667 Hobart TAS 7001
 T 61 3 6210 0600 F 61 3 6210 0601
 E hns@mail@ghd.com W www.ghd.com

Conditions of Use: This document may only be used by GHD Design's client (and any other person who GHD Design has agreed can use this document) for the purpose for which it was prepared and must not be used by any other person or for any other purpose.



Project No.
12616322

Client **WEST COAST COUNCIL**

Project **STRAHAN WATERFRONT DEVELOPMENT**

Status **FOR TENDER**

Drawing Title **DOOR SCHEDULE**

Drawing No. **12616322-GHD-00-00-DRG-AR-00820**

Size
A1

Rev
P04