

# ANNUAL PLAN

WEST  
← COAST →

# 2025-2026

T A S M A N I A



WORKING IN PARTNERSHIP WITH OUR COMMUNITY




The Theatre can be viewed by visitors to the Museum Gardens and is included in the Museum entry fee.

#### THE GAIEY THEATRE

The Gaiety Theatre and Grand Hotel was built in 1893 for the Grand Duke of the Russian Royal. The Grand Duke was the son of the Emperor of Russia and the Empress. The building was one of the best in the country of its kind and was one of the most beautiful in the world. It was built by the architect John Lubbock and was designed by the architect John Lubbock. The building was one of the best in the country of its kind and was one of the most beautiful in the world. It was built by the architect John Lubbock and was designed by the architect John Lubbock.

# CONTENTS

Message From The Mayor And General Manager	3
Our Values	4
Focus Areas	5
Further Resources	8
Summary Of Budget Estimates	9
Income Statement	10
Financial Position	11
Cash Flow Statement	12
Capital Works Program	13
Appendices	14





A MESSAGE FROM THE

# MAYOR & GENERAL MANAGER

Your voices have shaped our priorities. You've told us you want a region that prioritizes health and wellbeing, with better mental health support, aged care, telehealth, and preventative health initiatives. We're acting on this by implementing the Health and Wellbeing Strategy 2025-30 and advocating for improved healthcare access through programs such as Nurse practitioner model and Fly2Health.

Education and training are key to our future prosperity, so we're developing the Youth Plan 2025-2030, consulting with young people to ensure they have the skills and opportunities to thrive. We're also partnering with UTAS and TAFE to connect students with tertiary education and exploring a Council Traineeship Program to open doors for our youth. We need to give them a leg up, because as we know, it can be a challenging region to learn and grow.

Our economy is at the heart of our resilience. We're fostering vibrant town centers and supporting community events to bring people together and activate public spaces. By providing engaging information for tourists and creating an environment where startups and innovators can flourish, we're building a diverse, locally driven economy that's ready for the future. We are working towards saying "Yes" to positive opportunities for economic and community development aspirations and building great local opportunities into the years ahead.

Welcome West Coasters, we are proud to present our 2025–26 Annual Plan, a roadmap for a vibrant, sustainable, and connected future for our community. This year, we celebrate the completion of the West Coast Community Plan 2035 (WCCP2035), a transformative 10-year vision shaped by your aspirations, because it's you we are here to represent. This plan, built on the pillars of our community, people, economy, infrastructure, environment, and leadership, guides us toward a healthier, more prosperous region for all.

Infrastructure remains a cornerstone of our progress. This year, we're upgrading the Queenstown Pool with Active Tasmania and the Queenstown Amateur Swimming Club, advancing the Strahan Waterfront Redevelopment while working with other community groups in Strahan like the CWA, and improving stormwater management in the region. We're also introducing a Queenstown Bouldering Wall (train there in Winter before hitting the Lyell boulders over summer), a Recycling Shed for modernized recycling, and securing funding to renew the Queenstown Basketball Stadium. To keep our region connected, we're advocating for better public transport links to major service hubs.

We recently welcomed telecommunications commitments from the Government worth \$9.8 million to advance the improvement in the regions telecommunications services and improve services for all.

Our environment is our pride, and we're committed to protecting it. The West Coast Walks Strategy will enhance access to our natural areas, which we aim to serve all our community as well as new

arrivals who plan to undertake Tasmania's Next Iconic Walk in the Tyndall Ranges. While new walking, cycling, and bike paths will promote sustainable mobility. In response to recent fires, we're ensuring every township has safe, accessible evacuation spaces backed by robust emergency response plans.


Strong leadership and partnerships drive our success. We've launched a new Council website to keep you informed and engaged, collaborating with community groups and businesses to deliver meaningful projects, and supporting the 2030 Strong Plan for Tasmania's Future. Through the Western Tasmania Strategic Regional Partnership, we're delivering 10 new homes for essential health workers in Queenstown, strengthening our community's foundation. Housing will be a top priority for us, as increases in population rely on it.

This Annual Plan is our promise to work hand-in-hand with you, our community, and all levels of government to build a West Coast that reflects your aspirations, hopes and dreams. Together, we're creating a brighter, stronger future.

Shane Pitt  
**MAYOR**



Scott Riley  
**GENERAL MANAGER**



# OUR VALUES IN PRACTICE



## RESPONSIVENESS

Responsiveness starts with listening to what our community needs and wants.


It means knowing what's happening in our community and having clear lines of communication across our organisation and with other organisations. It means being realistic and upfront about what we can and can't do. Responsiveness means acting quickly and efficiently on our commitments, taking pride in our work, and following up to ensure the job is complete.

## UNITY OF PURPOSE

Unity of purpose is about working together as one, supporting each other to deliver value to our community.

It means leading by example, both within and outside of work. It is having the right people in the right positions and having trust in our process. Unity of purpose means knowing our core values and working towards shared goals. For us, unity of purpose means having pride – in our organisation, in our purpose and in our work.

# OUR VALUES IN PRACTICE



## RESPECT & TRUST

Respect and trust means informing our community and including them in decisions and changes. It is greeting customers with a smile and helping them with their concerns and problems.


At the organisational level, respect and trust means providing a safe and welcoming environment for people of all education levels, abilities, genders, cultures, religions and sexual/gender orientations. It means valuing the opinions and judgement of others and dealing with conflict in a positive way.

## LEADERSHIP

Good leadership is everyone's business. It is grounded in honesty, transparency and two-way communication.

Leadership means respecting organisational policies and setting clear expectations. It's about understanding the needs of others and being able to work with difference. It means recognising existing expertise and helping everyone to succeed. Leadership is about responding to change – it means we never stop learning.

# OUR VALUES IN PRACTICE



## PARTNERSHIP

Partnership means teamwork – knowing one another, believing in one another and working together to attain high standards.

We demonstrate partnership when we care for and support one another, when we recognise that everyone is equal. Partnership means engaging with our community and working effectively with other organisations and groups. It means sharing responsibility for outcomes and collectively driving change.

## CONSISTENCY

Consistency means planning for and delivering consistent results no matter what challenges come up.

It means a willingness to be flexible and enterprising in the face of disruption – applying checks and balances where required. Consistency means that teams share an understanding of agreed service levels, policies, procedures and benchmarks for quality. Consistency is about treating others fairly. It means enabling staff to deliver high quality work.



**FOCUS  
AREAS**  
2025-2026

# FOCUS AREAS 2025–2026



## 1 OUR PEOPLE, OUR COMMUNITY

### Within this focus area our action items include:

- 1.1 Liveable Communities
- 1.2 Health and Wellbeing
- 1.3 Education and Training

### WHAT OUR COMMUNITY SAID:

- Fair deal for each township
- Expansion of emergency services
- Employment activities for youth
- Things to attract families to the area

### What is our Annual Plan 2025–26?

#### Priority Actions:

- Health and Wellbeing Strategy 2025–2030 implementation (WCCP2035 Health and Wellbeing 1.2)
- Youth Plan 2025–2030: consult with the community and key stakeholders to develop and implement the plan (WCCP2035 Education and Training 1.3)
- Continue to support the Cultural Commons Committee (WCCP2035 Liveable Communities 1.1.2 A&D)
- Investigate the development of a Council Traineeship Program (WCCP2035 Education & Training 1.3.2D)
- Collaborate, advocate and facilitate strong connections with education providers (e.g. UTAS, Tafe) to ensure local students are connected to tertiary opportunities (WCCP2035 Education & Training 1.3.2 A&D)
- Implement actions from the West Coast Council Reconciliation Action Plan. (WCCP2035 1.2.1C).

## 2 OUR ECONOMY

### Within this focus area our action items include:

- 2.1 Economic Development
- 2.2 Industry and Investment
- 2.3 Regional Tourism and Events

### WHAT OUR COMMUNITY SAID:

- Encouraging small business
- Increasing tourism
- Revitalisation of town centers
- Economic development

### What is our Annual Plan 2025–26?

#### Priority Actions:

- Continue to work with Western Regional Strategic Partnership (WRSP) to strategically implement changes that feed population growth (WCCP2035 2.1.1B Foster an economy that attracts and retains young people and families working and learning in the region)
- Continue the implementation of the WCC Digitisation Program (WCC Corporate Plan 2020–2030 2.5)
- Continue to engage community and stakeholders to improve town centres (WCCP2035 2.1.2A Create town centres and main streets that are prosperous, vibrant and open for business).

## 3 OUR INFRASTRUCTURE

### Within this focus area our action items include:

- 3.1 Built Environment
- 3.2 Transport and Movement
- 3.3 Public Assets and Community Infrastructure

---

### WHAT OUR COMMUNITY SAID:

- Footpaths, gutters, drains focus
- Asset control of critical infrastructure
- Maintaining assets

---

### What is our Annual Plan 2025–26?

#### Priority Actions:

- Service delivery enhancements to enhance efficiency in solid waste handling, routine cleaning, and beautification efforts (WCCP2035 Public Assets & Community Infrastructure 3.3.2)
- Road maintenance projects including Lowana and Pringles IGA projects, two new bus shelters, multiple grading projects including Macquarie Heads and Ocean Beach (WCCP2035 3.3 Public Assets and Community Infrastructure)
- Queenstown Gym Bouldering Wall (WCCP2035 Built Environment 3.1.1A)
- Advocate for improved public transport links within the region & to major service hubs (WCCP2035 3.2.2A)
- Queenstown Pool upgrades in consultation with Active Tasmania and Queenstown Amateur Swimming Club
- Stormwater Upgrades
- Recycling Shed (Recycling Modernisation)
- Queenstown Basketball Stadium Renewal Grant
- Strahan Waterfront Redevelopment (ongoing WCCP2035 3.1.1 Well-Designed and Well-Planned Spaces).

## 4 OUR ENVIRONMENT

### Within this focus area our action items include:

- 4.1 Landscape and Natural Assets
- 4.2 Climate Change Resilience
- 4.3 Water and Water Management

---

### WHAT OUR COMMUNITY SAID:

- Reduce fire danger
- Weed control
- Sprays only where necessary

---

### What is our Annual Plan 2025–26?

#### Priority Actions:

- Implement the West Coast Walks Strategy (WCCP2035 4.1.1 C)
- Advocate for improved walking, cycling and bike paths (WCCP2035 1.1.3)
- Fire safety: Investigate and ensure all townships have safe and accessible evacuation spaces supported by robust emergency response procedures (WCCP2035 4.2.1)
- Continue to lead weed management by effectively managing weeds on Council Land and using enforcement measures. Weed Management Plan.
- Complete an audit of viewing areas and visitor stopping areas in partnership with Destination West Coast.

## 5 OUR PARTNERSHIP, OUR LEADERSHIP

### Within this focus area our action items include:

- 5.1 Partnerships and Advocacy
- 5.2 Serving the Community
- 5.3 Governance and Operations

---

### WHAT OUR COMMUNITY SAID:

- Newsletter, social media, mail
- Flyers for those with no internet access

---

### What is our Annual Plan 2025–26?

#### Priority Actions:

- Develop an Operational Risk Register for Council and Hazard Register for High-Risk Council Sites (WCC Corporate Plan 2020–2030)
- Build our capacity to improve our customer relationships (WCC Corporate Plan 2020–2030 1.1.2)
- Focus on ensuring that all activities and functions of Council represent value for our community (WCC Corporate Plan 2020–2030 2.1.2)
- Continue to update policies to maintain community trust, aiming for efficiency where possible (WCCP 2035 5.3.1 D).

## FURTHER RESOURCES

Our Annual Plan 2025–26 is guided by the West Coast 2035 Community Plan, a pivotal 10-year strategy with five key focus areas.

Below this, West Coast Council has a range of plans and strategies that require community and stakeholder engagement and support, these include:

---

West Coast Council Corporate Plan 2020–2030

---

Health and Wellbeing Strategy 2025–2030

---

West Coast Liveable Communities Strategy (Aged Care Strategy)

---

West Coast Cultural Strategy 2023–2030

---

West Coast Waste Strategy – Transfer Station Infrastructure 2018–2028 (Waste Strategy)

---

West Coast Sport and Recreation Plan (Sport and Recreation Plan)

---

West Coast Mountain Bike Trails Strategy (MTB Strategy)

---

---

West Coast Aquatic Facilities Strategy and Business Plan (Aquatic Facilities Strategy)

---

West Coast Walks Strategy

---

West Coast Wilderness Report

---

West Coast Brand Implementation Strategy

---

West Coast Long Term Financial Plan

---

West Coast Weed Management Plan (Weed Management Plan)

---

West Coast Council Reconciliation Action Plan

---

West Coast Community Volunteer Strategy

---

Please visit [westcoast.tas.gov.au](https://www.westcoast.tas.gov.au) for further information or contact our office:

-----  
**Email:** [wcc@westcoast.tas.gov.au](mailto:wcc@westcoast.tas.gov.au)

-----  
**Phone:** (03) 6471 4700

-----  
**In Person:** 11 Sticht Street, Queenstown, Tasmania, 7467

-----

SUMMARY  
OF  
BUDGET ESTIMATES



# INCOME STATEMENT

## BUDGET 2025–2026

Notes	INCOME	Actual 2023/24	Budget 2024/25	YTD Budget 2024/25	YTD Actual 2024/25	Budget 2025/26	Budget% Change	Note
	<b>RECURRENT INCOME</b>							
3*	Rates and Charges	11,350,569	10,626,177	9,921,404	9,455,085	10,714,101	1%	1
4*	Statutory fees and fines	90,724	66,550	49,914	54,955	72,787	9%	
5*	User Charges including Reimbursements	2,366,850	1,947,802	1,391,007	1,568,398	2,271,205	17%	2
6*	Operating Grants	2,550,688	2,830,385	894,000	456,468	3,020,684	7%	
8*	Interest	372,334	235,000	176,256	341,228	330,000	40%	3
9a	Visitor Information Centre	286,362	304,000	227,988	227,185	305,000	0%	
9*	Other Income	206,144	295,855	82,008	289,860	302,607	2%	
11*	Investment Income from TasWater	419,591	362,000	359,000	263,273	400,000	10%	4
		<b>17,643,262</b>	<b>16,667,769</b>	<b>13,101,577</b>	<b>12,656,452</b>	<b>17,416,384</b>	4%	
	<b>EXPENSES</b>							
12*	Employee Costs	6,757,504	7,335,603	5,503,461	5,086,744	7,725,406	5%	
13*	Materials and Contracts	3,499,238	3,583,888	2,699,578	2,451,603	3,531,874	-1%	
15*	Depreciation and Amortisation	5,015,857	3,559,161	2,669,382	2,658,132	3,996,450	12%	5
17*	Other Expenses	4,509,072	2,707,214	4,090,567	3,041,187	2,500,950	-8%	6
16*	Finance Costs	237,506	227,353	114,445	115,360	221,078	-3%	
	<b>TOTAL EXPENSES</b>	<b>20,019,177</b>	<b>17,413,218</b>	<b>15,077,433</b>	<b>13,353,025</b>	<b>17,975,757</b>	3%	
	<b>OPERATING SURPLUS/(DEFICIT)</b>	<b>(2,375,915)</b>	<b>(745,450)</b>	<b>(1,975,856)</b>	<b>(696,573)</b>	<b>(559,373)</b>		
	<b>CAPITAL INCOME</b>							
6c*	Capital Grants	2,082,199	-	-	4,115,016	5,082,262		
9*	Donated Assets	13,016,721	-	-	-	-		
10*	Net gain/(loss) on disposal of property	(782,249)	80,000	60,003	136,818	395,000		
		<b>14,316,671</b>	<b>80,000</b>	<b>60,003</b>	<b>4,251,834</b>	<b>5,477,262</b>		
	<b>SURPLUS/(DEFICIT) Including Capital Income</b>	<b>11,940,757</b>	<b>(665,450)</b>	<b>(1,915,853)</b>	<b>3,555,261</b>	<b>4,917,889</b>		

### Notes:

#### Income

- Rates and charges approved as per rates policy
- User charges and fees have increased due to actuals in 23–24 and YTD 24–25 above budget. Further analysis of user charges and fees will be undertaken in 25–26 which may result in additional funds being realised.
- Interest budgeted based on actuals and prior year being well above budget.
- Tas Water Investment income increased due to bonus dividends being paid the last 2 years

#### Expenditure

- Increase in depreciation is mainly due to an additional \$400k in depreciation for Strahan Wharf. Initially this wasn't planned for the 2025–26 budget but due to Council retaining ownership this must be included.
- Other expenses have decreased based on minor savings over a number of expenses.

# FINANCIAL POSITION

## BUDGET 2025–2026

	Budget 2023/24	Actual 2023/24	Budget 2024/25	YTD Actual 2024/25	Budget 2025/26	Note
<b>CURRENT ASSETS</b>						
Cash and Equivalents	1,073,948	8,184,483	1,073,948	5,970,659	4,242,440	1
Receivables	1,400,000	2,308,764	1,400,000	5,061,390	1,620,000	
Inventories	25,000	50,334	25,000	17,670	22,000	
Other Assets	6,000	119,830	6,000	6,311	6,000	
Intangible Assets	-	-	-	-	-	
<b>Total Current Assets</b>	<b>2,504,948</b>	<b>10,663,411</b>	<b>2,504,948</b>	<b>11,056,030</b>	<b>5,890,440</b>	
<b>NON-CURRENT ASSETS</b>						
Investment in TasWater	31,133,416	30,641,273	31,133,416	30,641,273	33,705,400	
Property Plant and Equipment	123,617,140	155,528,961	123,617,140	160,060,521	157,528,961	2
Right-of-use Assets	47,397	77,436	47,397	90,658	77,436	
Other Assets	85,167	6,000	85,167	-	6,000	
Intangible Assets	146,201	73,093	146,201	21,515	146,201	
<b>Total Non-Current Assets</b>	<b>155,029,321</b>	<b>186,326,763</b>	<b>155,029,321</b>	<b>190,813,967</b>	<b>191,463,998</b>	
<b>TOTAL ASSETS</b>	<b>157,534,269</b>	<b>196,990,174</b>	<b>157,534,269</b>	<b>201,869,997</b>	<b>197,354,438</b>	
<b>CURRENT LIABILITIES</b>						
Payables	900,000	3,231,661	900,000	1,495,794	850,000	
Trust funds and deposits	1,643,828	1,380,057	1,643,828	1,339,450	380,057	3
Lease Liabilities	8,555	21,661	8,555	8,439	21,551	
Contract Liabilities	-	2,971,629	-	3,615,256	2,591,629	4
Provisions	1,200,000	2,808,363	1,200,000	8,097,993	1,100,000	
Interest Bearing Liabilities	148,896	154,924	148,896	78,232	161,202	
<b>Total Current Liabilities</b>	<b>3,901,279</b>	<b>10,568,295</b>	<b>3,901,279</b>	<b>14,635,163</b>	<b>5,104,439</b>	
<b>NON-CURRENT LIABILITIES</b>						
Provisions	344,161	5,684,860	344,161	272,442	5,484,860	5
Lease Liabilities	39,663	56,849	39,663	70,071	68,604	
Interest Bearing Liabilities	5,708,004	5,553,078	5,708,004	5,553,077	5,546,802	
<b>Total Non-Current Liabilities</b>	<b>6,091,828</b>	<b>11,294,786</b>	<b>6,091,828</b>	<b>5,895,590</b>	<b>11,100,266</b>	
<b>TOTAL LIABILITIES</b>	<b>9,993,107</b>	<b>21,863,081</b>	<b>9,993,107</b>	<b>20,530,753</b>	<b>16,204,705</b>	
<b>NET ASSETS</b>	<b>147,541,162</b>	<b>175,127,094</b>	<b>147,541,162</b>	<b>181,339,243</b>	<b>181,149,732</b>	
<b>EQUITY</b>						
Accumulated Surplus	90,232,196	91,427,199	90,232,196	124,030,277	97,449,837	
Reserves	57,308,966	83,699,895	57,308,966	57,308,966	83,699,895	
<b>TOTAL EQUITY</b>	<b>147,541,162</b>	<b>175,127,094</b>	<b>147,541,162</b>	<b>181,339,243</b>	<b>181,149,732</b>	

### Notes:

- Cash is budgeted to decrease based on capital spending planned for 2025–26. Much of this is due to grants paid in advance.
- Property Plant and Equipment has an increase due to the assets capitalised during 2025–26.
- Trust funds on deposits to decrease as funds are moved to income statement. This is mainly due to the sale of properties for unpaid rates not being claimed
- Contract liabilities are attached to the grant funds received not yet expended and will decrease after the completion of capital works projects.
- Includes an updated provision for cells 1 and 2 as well as a new provision for the rehabilitation of the new cell.

# CASH FLOW STATEMENT

BUDGET 2025–2026

	Actual 2023/24	Budget 2024/25	YTD Actual 2024/25	Budget 2025/26	Note
<b>Cash Flows from Operating Activities</b>					
Rates	10,712,799	12,084,653	5,442,146	10,714,101	
Grants	2,550,688	2,830,385	456,468	3,020,684	
Other Revenue	2,846,244	2,614,207	(386,656)	2,951,599	
Investment in TasWater	419,591	362,000	263,273	400,000	
Interest	372,334	235,000	341,228	330,000	
Payment to Employees	(6,915,952)	(7,335,603)	(5,086,744)	(7,725,406)	
Payment to Suppliers	(7,390,528)	(7,749,578)	(4,868,074)	(6,032,824)	
Finance costs	(236,791)	(227,353)	(115,360)	(221,078)	
<b>Net Cash from Operating Activities</b>	<b>2,358,385</b>	<b>2,813,711</b>	<b>(3,953,719)</b>	<b>3,437,076</b>	
<b>Cash Flows from Investing Activities</b>					
Payments for Property, Plant & Equipment	(7,496,040)	-	(2,665,965)	(5,563,094)	1
Proceeds from sale of Property, Plant & Equipment	355,325	355,325	136,818	395,000	
Capital Grants	3,891,396	-	4,115,016	5,082,262	2
<b>Net Cash from Investing Activities</b>	<b>(3,249,319)</b>	<b>355,325</b>	<b>1,585,870</b>	<b>(85,832)</b>	
<b>Cash Flows from Financing Activities</b>					
Repayment of Lease Liabilities	(20,581)	(12,238)	-	21,551	
New Borrowings	-	-	-	-	
Repayment of Interest Bearing Loans	(148,898)	(154,927)	(76,695)	(161,202)	
<b>Net Cash from Financing Activities</b>	<b>(169,479)</b>	<b>(167,165)</b>	<b>(76,695)</b>	<b>(182,753)</b>	
Net Increase (decrease) in Cash and Equivalents	(1,060,412)	(5,415,433)	(2,444,544)	3,168,491	
Cash & Cash Equivalents at beginning of period	9,244,896	6,489,382	8,184,484	1,073,948	
<b>Cash at end of period</b>	<b>8,184,484</b>	<b>1,073,948</b>	<b>5,739,940</b>	<b>4,242,440</b>	3

## Notes:

1. This includes carried over projects from 23-24 and 24-25. Capital spending on 25-26 projects is \$1.3m which is based on a year of consolidation.
2. Capital grants include Roads to Recovery and large capital grants associated with Strahan Wharf and park redevelopments.
3. Expected Cash at end of period of \$4.2m as a result of capital spending and the budgeted deficit.

# CAPITAL WORKS PROGRAM

<b>Proposed Capex 2025/26</b>	<b>Council funded</b>	<b>Grants</b>	<b>Total</b>
<b>Other Structures</b>			
Queenstown Swimming Pool – repairs & hoist	\$215,000	\$215,000	\$430,000
<b>Plant &amp; Equipment</b>			
Truck & Tag Trailer	\$120,000		\$120,000
Light Plant	\$50,000		\$50,000
Strahan Gym Equipment	\$100,000		\$100,000
<b>Roads</b>			
Road patching program	\$180,000		\$180,000
Intersection renewals	\$300,000		\$300,000
Roads to Recovery program		\$1,000,000	\$1,000,000
<b>Stormwater</b>			
Stormwater upgrades	\$200,000		\$200,000
<b>Projects</b>			
Preparation for future projects	\$200,000		\$200,000
<b>TOTAL</b>	<b>\$1,365,000</b>	<b>\$1,215,000</b>	<b>\$2,580,000</b>

The 2025–26 year will be a year of consolidation in terms of capital projects. Council aims to complete projects that remain underway. A detailed listing of projects being carried forward with confirmed amounts will be provided at the August Council meeting.

# A P P E N D I C E S



# RATES RESOLUTION

That the Council approve the Budget Estimates 2025–26, including the making of rates, service rates and charges and loan borrowing as follows:

## 1. Adoption of Annual Estimates

a. In accordance with Section 82 of the Local Government Act 1993 (the Act), the Council, by absolute majority, adopts the estimates of revenue and expenditure (including estimated capital works) as detailed in the Budget Estimates 2025-26.

## 2. General Rate

- a. Pursuant to sections 90 and 91 of the Act, the Council makes the following general rate on all rateable land (excluding land which is exempt pursuant to the provisions of section 87) within the municipal area of West Coast for the period commencing 1 July 2025 and ending 30 June 2026 and which consists of a rate of 10.30 cents in the dollar on the assessed annual value of the land
- b. Pursuant to section 107 of the Act, and by reason of the following factors, Council declares, by absolute majority, that component of the General Rate is varied as follows:
- for land used or predominantly used for commercial purposes, industrial purposes and primary production the rate is varied by a multiple of 2, increasing it to 20.6 cents in the dollar of assessed annual value of the land.
  - for land used or predominantly used for quarrying or mining purposes in any locality within the West Coast local government area is varied by the multiple of 11, increasing it to 113.3 cents in the dollar of assessed annual value of land.
  - for lands used or predominantly used for primary production of aquaculture and also where the locality of the land is at Smiths Cove, Strahan the rate varied by a multiple of 12, increasing it to 123.6 cents in the dollar of the assessed annual value of the land.

## 3. Service rates – Fire Services

a. Pursuant to section 93A of the Act the Council makes the following service rates in respect of the fire service contributions it must collect under the Fire Service Act 1979 for the rateable parcels of land within the municipal area for the period commencing 1 July 2025 and ending 30 June 2026 as follows:

District	Cents in the dollar of Assessed Annual Value
Zeehan, Queenstown, Rosebery & Strahan Volunteer Brigade Rating Districts	0.285
General Land	0.26

b. The State Fire commission sets a minimum amount payable in respect of this service rate of \$50.00.

## 4. Service Rates & Service Charges – Waste Management (Transfer Stations, Garbage Collection & Recycling Collection)

- a. Pursuant to section 94 makes a service charge of \$140.00 for all land predominantly used for residential and commercial purposes for which a mobile garbage collection service (140L/240L) is offered. Additional services can be requested at the same rate.
- b. Pursuant to section 94, a service charge of \$475.00 for all land for the provision of Waste Transfer Stations. This amount is varied to \$250 for all vacant land.
- c. Pursuant to section 94, a service charge of \$55.00 for all lands used or predominantly used for residential and commercial purposes where a mobile recycle bin service (240L) is made available. Additional services can be requested at the same rate.

## 5. Separate Land

a. Except where it is expressly provided to the contrary, for the purposes of these resolutions the rates and charges shall apply to each parcel of land which is shown as being separately valued in the valuation list prepared under the Valuation of Land Act 2001.

## 6. Adjusted Values

a. For the purposes of each of these resolutions any reference to the assessed annual value includes a reference to that value as adjusted pursuant to sections 89 and 89A of the Act.

---

## **7. Payment**

- a. Pursuant to section 124 of the Act the Council:
- i. determines that if the rates and charges are payable by one payment, then the due date is 29 August 2025;
  - ii. If the rates and charges are not paid in one payment, then Council decides that all rates and charges are payable by all rate payers by 4 instalments of approximately equal amounts and determines that the dates by which the instalments are to be paid shall be as follows:
    1. the first instalment on or before 29 August 2025;
    2. the second instalment on or before 31 October 2025;
    3. the third instalment on or before 30 January 2026; and
    4. the fourth instalment on or before 27 March 2026.
- b. If a ratepayer fails to pay any instalment within 21 days of the due date, Council may determine that the entire balance of the rates payable becomes due.

---

## **8. Maximum Percentage Increase**

- a. Pursuant to Section 88A(1)(b) of the Act, Council declares that the maximum percentage increase varies within the municipal area for all rateable land predominantly used for Residential Purposes and is occupied as a principal dwelling by persons who are eligible pensioners within the meaning of the Local Government (Rates and Charges Remissions) Act 1991, the maximum percentage increase is varied to 25%.

---

## **9. Default Penalty & Interest**

- a. Pursuant to section 128 of the Act, if any rate or instalment is not paid on or before the date it falls due then there is payable a daily interest charge equal to the prescribed percentage set out at section 128(2) of the Act in respect of the unpaid rate or instalment for the period during which it is unpaid.

---

## **10. Borrowings**

- a. No new borrowings are required as part of the 2025/26 Estimates.

# FEES AND CHARGES 2025–2026

Effective 1 July 2025. GST is included where applicable.

The following fees and charges apply to residents and ratepayers only, unless otherwise specified.

## ADMINISTRATION

**FEE 2025–26**

**GST**

### PHOTOCOPYING & FACSIMILE

A4 sheet – Greyscale (per page).....	Single \$0.60 – Double \$0.80	Inc GST
A4 sheet – Colour (per page).....	Single \$0.80 – Double \$1.00	Inc GST
A3 sheet – Greyscale (per page).....	Single \$1.00 – Double \$1.25	Inc GST
A3 sheet – Colour (per page).....	Single \$1.25 – Double \$2.00	Inc GST

### RIGHT TO INFORMATION APPLICATION

Application Fee (subject to the Right to Information Act 2009).....	As Per Prescribed Fee	Exempt
---	-----------------------	--------

### CERTIFICATES

S132 Certificate.....	\$57.30	Exempt
S337 Certificate.....	\$253.08	Exempt

### OTHER

Major tasks (per operator hour).....	\$90.00	Inc GST
Historic Archive Search Fee.....	\$45.00 per ½ hr	Exempt

## WEST COAST VISITOR INFORMATION CENTRE

Reflections Exhibitions Entry.....	Adult \$3.00, Children \$2.00, Family \$6.00	Inc GST
Commission (normal bookings).....	15%	Inc GST
Inc GST Commission (promotions, packages & events).....	As Negotiated	Inc GST

### VISITOR INFORMATION CENTRE BROCHURE DISPLAY

Annual DL Brochure Display & Membership (per space).....	\$190.00	Inc GST
Destination West Coast Member.....	\$152.00	Inc GST
Annual A4 Brochure (per space).....	\$360.00	Inc GST
Destination West Coast Member.....	\$288.00	Inc GST
Annual Backlight Display (per space).....	\$535.00	Inc GST
Destination West Coast Member.....	\$428.00	Inc GST

### VISITOR INFORMATION CENTRE ADVERTISING

Annual Digital Advertising Visitor Centre.....	\$428.00	Inc GST
Destination West Coast Member.....	\$342.00	Inc GST
Half year Digital Advertising Visitor Centre.....	\$270.00	Inc GST
Destination West Coast Member.....	\$216.00	Inc GST
Event Promotion – 2 Month Digital Advertising Visitor Centre.....	\$104.00	Inc GST
Destination West Coast Member.....	\$83.00	Inc GST
A-Frame Sandwich Board outside Visitor Centre Entrance.....	\$535.00	Inc GST
Destination West Coast Member.....	\$428.00	Inc GST

### FEATURE BUSINESS OF THE WEEK

2X A4 or 1 x A3 Display Space in Visitor Centre Entrance Foyer (per week).....	December–April \$63.00	Inc GST
	May–November \$50.00	
Destination West Coast Member.....	December–April \$50.00	Inc GST
	May–November \$40.00	

### STRAHAN AIRPORT BROCHURE DISPLAY

Strahan Airport DL Brochure Display.....	\$63.00	Inc GST
Destination West Coast Member.....	\$50.00	Inc GST
Strahan Airport A4 Brochure Display.....	\$123.00	Inc GST
Destination West Coast Member.....	\$99.00	Inc GST
DL Brochure Display Airport and Visitor Centre Combined.....	\$244.00	Inc GST
Destination West Coast Member.....	\$195.00	Inc GST

## PARKING FEES

**FEE 2025–26****GST**

### IN METERED ZONES

Strahan & Queenstown Car Park (per hour).....	\$110 per hour	Inc GST
6 Months Reserved Spot.....	\$682.50	Inc GST
12 Months Reserved Spot.....	\$1,365.00	Inc GST

### CAMPING MACQUARIE HEADS & LAKE BURBURY

Lake Burbury – Nightly Fee (per vehicle).....	\$17.00	Inc GST
Macquarie Heads – Nightly Fee (per vehicle).....	\$33.00	Inc GST
Macquarie Heads – Weekly.....	\$180.00	Inc GST
Macquarie Heads – Monthly (30 days).....	\$475.00	Inc GST
Macquarie Heads – Yearly (365 days).....	\$1,675.00	Inc GST
Macquarie Heads – Licence Holders.....	\$1,860.00	Inc GST

### AIRPORT LANDING FEES

Type ‘LA’ Avturbo Aircraft per Tonne.....	\$27.00 (min \$33.00)	Inc GST
Type ‘LA’ Avgas Aircraft per Tonne.....	\$20.00 (min \$33.00)	Inc GST
Type ‘LA’ Category Helicopter Avturbo per Tonne.....	\$15.00 (min \$17.00)	Inc GST
Type ‘LA’ Category Helicopter per Tonne.....	\$10.00 (min \$17.00)	Inc GST
Or fee as determined by the General Manager for aircraft type.....	As Negotiated	Inc GST
Annual Licence – Non-RPT Aircraft.....	\$1,000.00	Inc GST
Fuel Storage area (weekly hire).....	\$60.00	Inc GST
Fuel Storage area (annual hire).....	\$1,600.00	Inc GST
Event Hire.....	\$105.00 per hour	Inc GST
Filming.....	As negotiated	
Air Craft Type Fees.....	Determined by GM	Inc GST

### CEMETERIES CHARGES

#### LAWN CEMETERY

Single Depth Burial – Includes Plaque Installation.....	\$1,710.00	Inc GST
Double Depth Burial – Includes Plaque Installation.....	\$1,855.00	Inc GST
Child 0–3 Years – Includes Plaque Installation.....	\$680.00	Inc GST
Child 4–12 Years – Includes Plaque Installation.....	\$930.00	Inc GST

#### MONUMENTAL & GENERAL CEMETERIES

Single Depth Burial.....	\$1,330.00	Inc GST
Double Depth Burial.....	\$1,475.00	Inc GST
Child 0–3 Years.....	\$300.00	Inc GST
Child 4–12 Years.....	\$545.00	Inc GST

#### NICHEWALL

Interment (ashes and plaque).....	\$235.00	Inc GST
Bronze Niche Wall Vase (vase supplied & installed).....	\$80.00	Inc GST
Plaque on Niche Wall (memorial no ashes).....	\$240.00	Inc GST
Removal of ashes and/or plaque.....	Cost Recovery	Inc GST

#### OTHER CHARGES

Extra – Weekends/Holidays.....	\$720.00	Inc GST
Reservation (burial).....	\$385.00	Inc GST
Reservation (niche wall).....	\$145.00	Inc GST
Second Interment.....	\$1,080.00	Inc GST
Supply and Install Headstone (plinth).....	\$200.00	Inc GST
Removal Only or Placement Only of New Plaque.....	\$190.00	Inc GST
Removal and Placement of New Plaque.....	\$250.00	Inc GST
Placement of Ashes in Grave.....	\$200.00	Inc GST
Exhumation of Body.....	\$2,085.00	Inc GST
Record Search.....	\$45.00 per half hour	Inc GST

## EXCAVATIONS & WORKS

**FEE 2025–26**

**GST**

Reinstatement of Excavations (excluding modifications to existing utilities) .....	Assessed on Application	Exempt
Temporary Fencing Panels – 2.4m x 1.8m (per panel) + delivery .....	\$2.00 per day	Inc GST
Works in road reservations (includes driveway construction)		
Application Fee, Inspection(s) and Bond .....	\$110.00	Exempt
Inspection Fee .....	\$130.00 per hour	Exempt
Bond .....	\$215.00	Exempt

## TRANSPORTING HEAVY LOADS

Bond for transporting heavy loads on Council roads/bridges .....	Assessed on Application	Exempt
--	-------------------------	--------

## TRAFFIC MANAGEMENT (all charges doubled of a weekend)

Create Traffic Management Plan .....	\$130.00 per hour	Inc GST
Implement Traffic Management Plan (Monday to Friday) .....	Assessed on Application	Inc GST
Review Certified Traffic Management Plan (Monday to Friday) .....	\$130.00 per hour	Inc GST
VMS Board Hire .....	Assessed on Application	
Advertising – Road Closures (per application) .....	\$515.00	Inc GST
Bollards/Witches hats – each per day .....	\$3.50	Inc GST
Signage Hire – each per day .....	\$8.50 per day	Inc GST

## WASTE MANAGEMENT

### ZEEHAN LANDFILL SITE

Weekend/Holiday Opening Fee .....	\$530.00	Inc GST
General & Putrescible Waste etc. (includes waste levy) .....	\$220.00 per tonne	Inc GST
Landfill Deposit Charge .....	\$55.00 (minimum)	Inc GST
Weigh Bridge Usage .....	\$45.00	Inc GST

### HAZARDOUS WASTE DISPOSAL (at Zeehan Landfill Site only)

Asbestos .....	\$410.00 per m <sup>3</sup> (min, \$110.00)	Inc GST
----------------	---	---------

### TYRE DISPOSAL (at Zeehan Landfill Site only)

Car and Motorcycle Tyres .....	\$12.00 each	Inc GST
Light Truck (up to 9.5 GVM) .....	\$20.00 each	Inc GST
Trucks .....	\$50.00 each	Inc GST
Earthmovers and Tractors .....	\$85.00 each	Inc GST
Tyres with Rims (additional cost to above) .....	\$22.00 each	Inc GST

### CAR BODY DISPOSAL

(additional fees apply as above for tyres attached) .....	\$65.00 per car	Inc GST
---	-----------------	---------

### BIN PURCHASE AND RENTAL

240 Litre Wheelie Bin or Recycle Bin Hire .....	\$12.00 per day	Inc GST
240 Litre Wheelie Bin .....	\$115.00	Inc GST
240 Litre Recycling Bin .....	\$115.00	Inc GST
Replacement Lid .....	\$20.00	Inc GST
Replacement Wheels .....	\$15.00	Inc GST
Waste Collection (per bin, includes waste levy) .....	\$140.00 per annum	Exempt
Recycling Monthly Collection (per 240 litre bin)		
– Inside town boundaries .....	\$55.00 per annum (max limits may apply)	Exempt
Recycling Monthly Collection (per 240 litre bin)		
– Outside town boundaries .....	Assessed on Application	Exempt

<b>SKIP BINS</b> (additional remote area charges may apply)	<b>FEE 2025-26</b>	<b>GST</b>
Skip Bin Rental per Month – 3.0m <sup>3</sup>	\$75.00	Inc GST
Skip Bin Rental per Month – 4.5m <sup>3</sup>	\$100.00	Inc GST
Skip Bin Rental per Month – 6.0m <sup>3</sup>	\$135.00	Inc GST
Skip Bin Rental per Week – 15.0m <sup>3</sup>	\$160.00	Inc GST
Skip Bin Rental per Week – 30.0m <sup>3</sup>	\$175.00	Inc GST
Skip Bin Lift – 3.0m <sup>3</sup>	\$110.00	Inc GST
Skip Bin Lift – 4.5m <sup>3</sup>	\$165.00	Inc GST
Skip Bin Lift – 6.0m <sup>3</sup>	\$215.00	Inc GST
Skip Bin Lift – 15.0m <sup>3</sup>	\$535.00	Inc GST
Skip Bin Lift – 30.0m <sup>3</sup>	\$1,070.00	Inc GST
Recycle Bin Rental per Month – 4.5m <sup>3</sup> (commercial only)	\$80.00	Inc GST
Recycle Bin Rental per Month – 6.0m <sup>3</sup> (commercial only)	\$135.00	Inc GST
Recycle Bin Lift – 4.5m <sup>3</sup> (commercial only)	\$82.00	Inc GST
Recycle Bin Lift – 6.0m <sup>3</sup> (commercial only)	\$110.00	Inc GST

### **PLANNING AND DEVELOPMENT**

**FEE 2025-26**

**GST**

(fee to be set for and other prescribed matters in line with the *Building Act 2016*)

No Permit Required Assessment	\$126.00	Exempt
-------------------------------	----------	--------

### **PLANNING**

Project with a Value of \$200,000 or Less (plus Level 2 fee if applicable)	\$356.00	Exempt
Project with a Value of \$200,001 – \$499,999 (plus Level 2 fee if applicable)	\$770.00	Exempt
Project with a Value Over \$500,000 (plus Level 2 fee if applicable)	0.3% of Project Cost	Exempt
Level 2 Applications – High Level Applications (not applicable to applications over \$1m)	\$3,167.00 + Advertising Costs	Inc GST
Retrospective Planning Permit	Double Applicable Fee	Exempt
Amendment to Planning Permit	\$283.00	Exempt
Application for Planning Permit Extension of Time	\$283.00	Exempt
Change of Use to Visitor Accommodation in an Existing Building with Floor Area <200m <sup>2</sup> in the General Residential, Low Density Residential, Rural Living, Environmental Living or Village Zones	\$250.00	Exempt
Planning Discretionary – Advertising Fee Applies (should the fee for advertising exceed the estimate an invoice for the balance will be issued)	\$473.00	Inc GST

### **SUBDIVISION CONSOLIDATION**

Application for Permit	\$1,350.00 + \$163.00 per Lot + Advertising Fee	Inc GST
Boundary Adjustments	\$362.00 + Advertising Fee	Exempt

### **STRATA DEVELOPMENT ADMIN FEES**

Certificate of Approval, Amendment, Consolidation or Cancellation of Stratum Plan	\$392.00 + \$163.00 Per Lot + Advertising Fee	Exempt
Certificate of Approval Staged Development Scheme	\$414.00	Exempt
Variation to Staged Development Scheme	\$355.00	Exempt

### **ADMINISTRATION FEES**

Use of Corporate Seal & Part V Agreements	\$236.00	Exempt
Petition to Amend a Sealed Plan (additional \$1,000.00 if hearing is required)	\$355.00	Exempt
Adhesion Orders and Amendments to Sealed Plans	\$542.00	Exempt

### **PLANNING SCHEME AMENDMENT**

Assessment by Council per Application (not including Tasmanian Planning Commission Lodgement Fee & Notification Costs)	\$3,011.00	Exempt
---	------------	--------

### **SIGNAGE**

Permit (per sign)	\$242.00	Exempt
-------------------	----------	--------

<b>PLUMBING</b>	<b>FEE 2025-26</b>	<b>GST</b>
Plumbing Application Category 3 – Notifiable Work (* inspection fee below is also applicable) .....	\$313.00	Exempt
Plumbing Application Category 4 – Plumbing Permit (*inspection fee below is also applicable).....	\$459.00	Exempt
Inspection fee – Category 3 & 4 plumbing* includes 3 mandatory inspections (Increase due to CBOS inspection requirements).....	\$1,571.00	Exempt
Plumbing Permit – Extension of Time .....	\$131.00	Exempt
Amendment of Permit and Plans.....	\$131.00	Exempt
Special Connection Permit .....	\$567.00	Exempt
Audit Inspections.....	\$357.00	Exempt
Section 157 – On-site Waste Water Management .....	\$197.00	Exempt

<b>BUILDING CHARGES</b>		
Notification on Completion of Low Risk Work – Categories 1 & 2 .....	\$73.00	Exempt
Notifiable Works Category 3 .....	\$192.00	Exempt
Building Permit – Project up to \$200,000 (includes Cert of Completion).....	\$362.00	Exempt
Building Permit – Project between \$200,001 – \$499,999 (Includes Cert of Completion) .....	0.3% of Total Project Cost Capped at \$1,683.00	Exempt
Building Permit – Project over \$500,000 (includes Cert of Completion) .....	0.3% of Total Project Cost Capped at \$2,805.00	Exempt
Extension of time to Permit .....	\$149.00	Exempt
Amendment of Permit and Plans.....	\$181.00	Exempt
Application for a Building Certificate .....	\$410.00	Exempt
Permit of Substantial Compliance (Illegal works).....	\$603.00 + Applicable Permit Fee	Exempt
Industry Training Levy (building costs of \$20,000 & over) .....	0.2% of Estimated Cost of Works	Exempt
Building Permit Levy (building costs of \$20,000 & over) .....	0.1% of Estimated Cost of Works	Exempt
Heating Appliance Compliance Notification .....	NIL	Exempt
Heating Appliance Compliance Certificate.....	NIL	Exempt
Search & Copy of Permits/ Plans/ Records .....	\$45.00 per half hour	Inc GST

<b>ADDITIONAL SERVICES</b>		
Registration of Backflow Prevention Device .....	\$61.00	Exempt
Advice of Intention to Perform Protection Works or Lodgement of Plans for Protection Works (per notification) .....	\$62.00	Exempt
Notification of Disagreement in relation to Protection Works .....	\$62.00	Exempt
Inspection (If required) .....	\$308.00	Inc GST

## **ENVIRONMENTAL HEALTH**

<b>FOOD AND STREET DINING</b>		
Food Business Registration/Inspection (including mobile/state-wide) – All Risk Categories.....	\$230.00	Exempt
Food Business Registration Seasonal Sports Club .....	\$150.00	Exempt
Temporary Food Licence (per day).....	\$40.00	Exempt
Street Dining Licence (per table, per year).....	\$100.00	Exempt
Annual Food Van/Mobile Vendor Hawkers (unlimited) .....	\$900.00	Exempt
Food Van/Mobile Vendor Hawkers (one occasion) .....	\$90.00	Exempt
Food Business Occupancy Report.....	\$205.00	Exempt

<b>OTHER CHARGES</b>		
Abatement Administration Fee .....	\$168.00	
Place of Assembly Licence (single event).....	\$93.00	Exempt
Place of Assembly Licence (annual).....	\$163.00	Exempt
Sharps Containers (per container).....	\$7.00	Inc GST
Water Carter Supply Licence (all risk categories).....	\$163.00	Exempt
Private Water Supply Registration – Low Risk .....	\$62.00	Exempt
Private Water Supply Registration – High Risk.....	\$124.00	Exempt
Regulated Systems (cooling towers) (new & renewal).....	\$163.00	Exempt
Environmental Health Occupancy Form 50 Food (premises).....	\$195.00	Exempt

## ANIMAL CONTROL CHARGES

		<b>FEE 2025–26</b>	<b>GST</b>
	<b>If Paid before Jun 30</b>	<b>If Paid After July 1</b>	
Whole of Life for each Un-sterilised Dog .....	\$570.00	\$630.00	Exempt
Concession .....	\$450.00	\$505.00	Exempt
Whole of Life for each Sterilised Dog (proof required).....	\$365.00	\$405.00	Exempt
Concession .....	\$155.00	\$170.00	Exempt
3 Years for each Un-sterilised Dog .....	\$290.00	\$325.00	Exempt
Concession .....	\$110.00	\$140.00	Exempt
3 Years for each Sterilised Dog (proof required) .....	\$155.00	\$110.00	Exempt
Concession .....	\$80.00	\$90.00	Exempt
Annual Charge for each Un-sterilised Dog .....	\$60.00	\$70.00	Exempt
Concession .....	\$50.00	\$56.00	Exempt
Annual Charge for each sterilised Dog (proof required).....	\$40.00	\$45.00	Exempt
Concession .....	\$32.00	\$36.00	Exempt
Working Dog & Pure Breed .....	\$32.00	\$38.00	Exempt
Working Dog & Pure Breed Concession Annual Charge per Dog (max 2 dogs).....	\$23.00	\$28.00	Exempt
Guard Dog Declared under s30 Dog Control Act 2000 .....	\$95.00	\$110.00	Exempt
Registration for Dangerous Dog Declared under s29 <i>Dog Control Act 2000</i> .....	\$540.00	\$600.00	Exempt
Guide Dog or Hearing Dog (or any other certified medical reason) proof required .....	FREE	FREE	Exempt

## OTHER CHARGES

		<b>FEE 2025–26</b>	<b>GST</b>
	<b>If Paid before Jun 30</b>	<b>If Paid After July 1</b>	
Application for Kennel Licence 3 or More Dogs plus Registration Fee per Dog .....		<b>FEE 2025–26</b>	<b>GST</b>
(includes inspection of site + advertising fee)** *** .....		\$430	Exempt
Renewal of Kennel Licence (includes inspection of site).....	\$90.00	\$110.00	Exempt
Appeal in respect of a Kennel Licence*** .....		<b>FEE 2025–26</b>	<b>GST</b>
Surrender Fee*** .....		\$50.00	
Impounding Fee (first impoundment)*** .....		\$260.00	Inc GST
Impounding Fee (subsequent impoundment)*** .....		\$40.00	Inc GST
Impounding Fee (subsequent impoundment)*** .....		\$100.00	Inc GST
Impounding Fee (outside normal office hours)*** .....		\$150.00	Inc GST
Daily fee for each impounded dog *** .....		\$65.00	Inc GST
Dog Release Fee (office hours)*** .....		\$65.00	Inc GST
Dog release Fee (after hours)*** .....		\$175.00	Inc GST
Replacement of registration tag *** .....		\$15.00	Exempt
Barking complaint lodgement (refunded if complaint confirmed)*** .....		\$35.00	Inc GST
Transport of dog out of/in to West Coast municipality *** .....		\$330.00	Inc GST

\*evidence of desexing required

\*\* This price now includes advertising costs. It does not include dog registration or the pro-rata fee if successful. This fee is charged in full throughout the year as it is a recovery of costs relating to a process.

\*\*\* fee not applied pro-rata

## FACILITY HIRE FEES AND CHARGES

FEE 2025–26

GST

West Coast Residents, local businesses, and West Coast registered non-profits..... Category 1  
All others including non-local businesses, government agencies or departments of  
local, state, or federal government. Educational, religious, or medical organisations  
where the application is for the organisation’s core business. .... Category 2  
Discounts or waivers for fees can be applied for through the West Coast Council’s In-kind Assistance Policy

### BONDS

Key Bond (per key).....	\$80.00	Exempt
Access Card (per access card).....	\$30.00	Exempt
Small Appliances & Devices .....	\$80.00	Exempt
Large Appliances & Devices.....	\$500.00	Exempt
Category 1.....	\$500.00	Exempt
Category 2.....	\$750.00	Exempt

### BOOKING FEES (non-refundable compulsory fee levied on all bookings – exempt from In-Kind)

Category 1.....	\$20.00	Inc GST
Category 2.....	\$90.00	Inc GST
Late Booking Fee (Bookings submitted between 10–3 working days from the event.).....	Total Booking Fee Doubled	Inc GST
Usage of Facility Without Booking.....	\$180.00 (min)	Inc GST

### CANCELLATION FEES

Cancellation within 5–7 days of Event..... Booking fee and hire fees forfeited  
OR booking can be transferred to another  
date within the same financial year.

Cancellation within 4 days of Event or No-Show..... Booking fee and hire fees forfeited.  
No transfer option available.

### CLEANING

Cleaning Fee (if left uncleaned).....	Cost Recovery min \$130.00	Inc GST
Chair hire (per chair) (West Coast registered non-profits free) (100 Chairs).....	\$1.80 (plus delivery & return)	Inc GST

## PARKS, PUBLIC SPACES AND CARPARKS

Assessed on application

### COUNCIL CHAMBERS

Use of Kitchen other than Tea/Coffee.....	\$50.00	Inc GST
---	---------	---------

### MAYORS OFFICE

Category 1.....	\$7.00	Inc GST
Category 2 (per hour – up to 3 hours) .....	\$14.00	Inc GST
Category 2 Full Day (4–12 hours).....	\$75.00	Inc GST

### COUNCIL CHAMBERS

Category 1.....	\$22.00	Inc GST
Category 2 (per hour – up to 3 hours) .....	\$44.00	Inc GST
Category 2 Full Day (4–12 hours).....	\$275.00	Inc GST

### SECOND ROOM

Category 1.....	\$18.00	Inc GST
Category 2 (per hour – up to 3 hours) .....	\$36.00	Inc GST
Category 2 Full Day (4–12 hours).....	\$150.00	Inc GST

**WEST COAST HALLS/RECREATION HALLS****FEE 2025–26****GST****Queenstown Memorial Hall • Rosebery Memorial Hall • Tullah Town Hall • Zeehan Clubrooms**

Category 1 (per hour – up to 3 hours)	\$25.00	Inc GST
Category 1 Full Day (4–12 hours)	\$175.00	Inc GST
Category 2 (per Hour)	\$50.00	Inc GST
Category 2 Full Day (4–12 hours)	\$350.00	Inc GST
Round Tables (30 available seating 10–12 people)	\$14.00 each plus delivery at cost	Inc GST
Commercial Kitchen Use – Queenstown Only	\$350.00	Inc GST

**ROSEBERY MEMORIAL HALL KITCHEN AND MEETING ROOM (ONLY)**

Category 1 (per hour – up to 3 hours)	\$17.00	Inc GST
Category 1 Full Day (4–12 hours)	\$125.00	Inc GST
Category 2 (per hour – up to 3 hours)	\$34.00	Inc GST
Category 2 Full Day (4–12 hours)	\$250.00	Inc GST

**SPORTS STADIUMS** (stadiums not available between 10pm–6am unless by prior arrangement)**Queenstown Sports Stadium • Rosebery Sports Stadium & Squash Court**

Category 1 (per hour – up to 3 hours)	\$30.00	Inc GST
Category 1 Full Day (4–12 hours)	\$260.00	Inc GST
Category 2 (per hour – up to 3 hours)	\$60.00	Inc GST
Category 2 Full Day (4–12 hours)	\$520.00	Inc GST
Annual Hire – Associations	\$2,100.00 (includes lights)	Inc GST
Kiosk (Strahan Only)	\$50.00	Inc GST

**WEST COAST RECREATION GROUNDS****Queenstown Rec Ground • Strahan Rec Ground • Rosebery Park Oval • Rosebery Soccer Ground Rosebery Hockey Ground**

Category 1 (per hour – up to 3 hours)	\$45.00	Inc GST
Category 1 Full Day (4–12 hours)	\$275.00	Inc GST
Category 2 (per hour – up to 3 hours)	\$90.00	Inc GST
Category 2 Full Day (4–12 hours)	\$550.00	Inc GST

**FOOTBALL** (Queenstown Rec Ground & Rosebery Park Oval Only)

Annual Hire – Association	\$2,200.00 (Includes \$20,000 In-Kind)	Inc GST
Charge per Home Game	\$170.00	Inc GST

**CRICKET** (Zeehan Rec Ground Only)

Annual Hire – Association	\$2,200.00 (Includes \$20,000 In-Kind)	Inc GST
Charge per Home Game	\$170.00	Inc GST

**HOCKEY** (Rosebery Hockey Ground Only)

Annual hire – Association	\$550.00 (Includes \$8,000 In-Kind)	Inc GST
---------------------------	-------------------------------------	---------

**OTHER**

Ground preparation, including line marking, at cost recovery	Cost recovery	Inc GST
Filming fees	Assessed on application	Exempt

<b>GYMS</b> (access to all WCC gyms)	<b>FEE 2025–26</b>	<b>GST</b>
Access Card Deposit (per access card).....	\$10.00	Inc GST
1 Month Membership.....	\$55.00	Inc GST
3 Month Membership.....	\$110.00	Inc GST
6 Month Membership.....	\$195.00	Inc GST
12 Month Membership.....	\$290.00	Inc GST
12 Month Family Membership.....	\$555.00	Inc GST
Family memberships are available to spouses/partners and their dependent children, who must be aged 15years or older at the time of joining. Families must be on the same Medicare card.		
Supervisor Entry for Minors.....	FREE	Exempt
Concession (does not apply to Family Memberships or Casual Rate).....	30% discount	Inc GST
Casual Rate Per Session (per 24 hours).....	\$17.00 per day	Inc GST
Casual Weekly Rate.....	\$35.00	Inc GST
Casual Room Hire (where available).....	\$28 per hour	Inc GST
Group Discount (10 people min).....	15% Discount	Inc GST
Hospitality/ Business Offer.....	Assessed on application	Inc GST

## **WEST COAST POOL ENTRY AND HIRE**

### **SINGLE ENTRY**

Toddler (under 5).....	FREE	Exempt
Child (5 years & up).....	\$4.50	Inc GST
Adult (16 years & up).....	\$7.00	Inc GST
Concession.....	\$4.50	Inc GST
Family.....	\$15.00	Inc GST
Family Concession.....	\$10.00	Inc GST
Spectator or Carer/Companion Card Holder.....	FREE	Exempt

### **SEASON TICKET**

Child (5 years & up).....	\$75.00	Inc GST
Adult (16 years & up).....	\$125.00	Inc GST
Concession.....	\$75.00	Inc GST
Family.....	\$260.00	Inc GST
Family Concession.....	\$225.00	Inc GST

### **OTHER HIRE** (subject to application & approval conditions)

Lane Hire – (during public opening hours).....	\$29.00 per hour per lane	Inc GST
Approved Programs (e.g. water exercise, learn to swim, lap swimming groups) – During Public Hours – 25m pool (includes pool entry fee for participants during program only).....	\$15.00 per hour per lane	Inc GST
Hire by West Coast schools for Fun Days and Carnivals (Includes all pools within facility) (8.30am–1pm exclusive use).....	\$170.00 per hour	Inc GST
Association Hire Fee per Pool Season (entry fee included for Association members, during Association activities only).....	\$2,100.00	Inc GST

### **STAFF COSTS**

Lifeguard (subject to availability).....	\$55.00	Inc GST
Cleaning Pool (if left uncleaned by hirer) includes change rooms.....	\$190.00	Inc GST

**STRAHAN WHARF****FEE 2025–26****GST****BERTHING**

Berthing Licence Yearly – Up to 21m Length Overall.....	\$3,900.00	Inc GST
Oversize Vessels per metre over 21m per year.....	\$210.00	Inc GST
*All above fees are inclusive of 240V power and potable water where accessible.*		
Berthing Licence Monthly.....	\$310.00	Inc GST
Visiting Vessels 240v and potable water.....	\$135.00	Inc GST
Visiting Vessels 3 phase and potable water .....	\$170.00	Inc GST
Power Only Visits.....	Determined by Wharf Officer	

**UNLOADING ONLY**

Daily Fee .....	\$110.00	Inc GST
-----------------	----------	---------

**SLIPWAY NO. 1 – 80T \*WEIGHT LIMITATIONS APPLY**

Haul Out.....	\$400.00	Inc GST
Return to Water .....	\$105.00	Inc GST
Daily Hire .....	\$105.00	Inc GST
Power .....	\$93.00 per day	Inc GST
Environmental Levy.....	\$93.00 per day	Inc GST
Clean Up .....	Determined by Slipway Supervisor	
Labour Rates .....	\$125.00	Inc GST
Mobile Scaffold .....	\$40.00	Inc GST

**SLIPWAY NO. 2 – 100T \*WEIGHT LIMITATIONS APPLY**

Haul Out.....	\$550.00	Inc GST
Plus per metre in excess of 15 metres Length Overall.....	\$22.00	Inc GST
Return to Water .....	\$330.00	Inc GST
Daily Hire .....	\$280.00	Inc GST
Plus per metre in excess of 15 metres Length Overall.....	\$45.00	Inc GST
Power.....	\$95.00 per day	Inc GST
Environmental Levy.....	\$105.00	Inc GST
Clean Up.....	Determined by Wharf Officer	
Labour Rates .....	\$125.00	Inc GST
Mobile Scaffold.....	\$40.00	Inc GST



